


Parts Catalog

Mazda MX-5 MIATA
U.S.A.
('99 ▶)



33534-100001-

Jan. '00 (REVISED)

Catalog No. AU-NA07-05

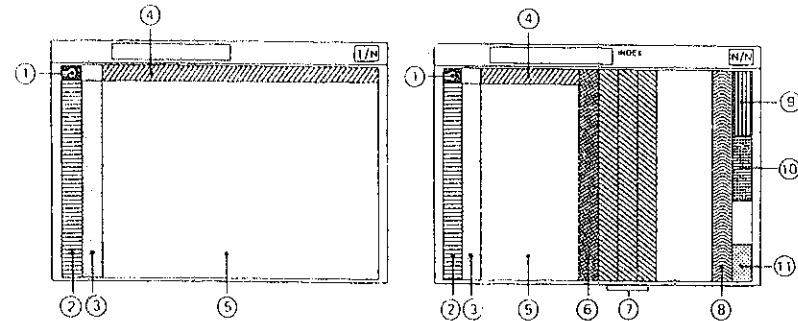


MAZDA

©2000 Mazda Motor Corporation

LAYOUT OF CONTENTS / DISPOSITION TYPOGRAPHIQUE DE CONTENU / DISPOSICION DEL CONTENIDO / ANORDNUNG DES INHALTS

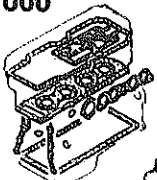
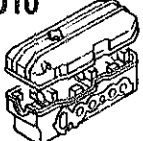
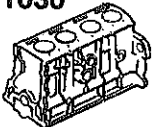
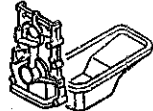
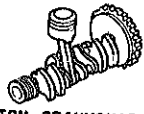
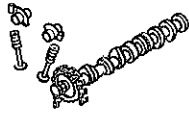
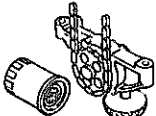
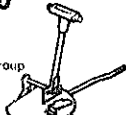
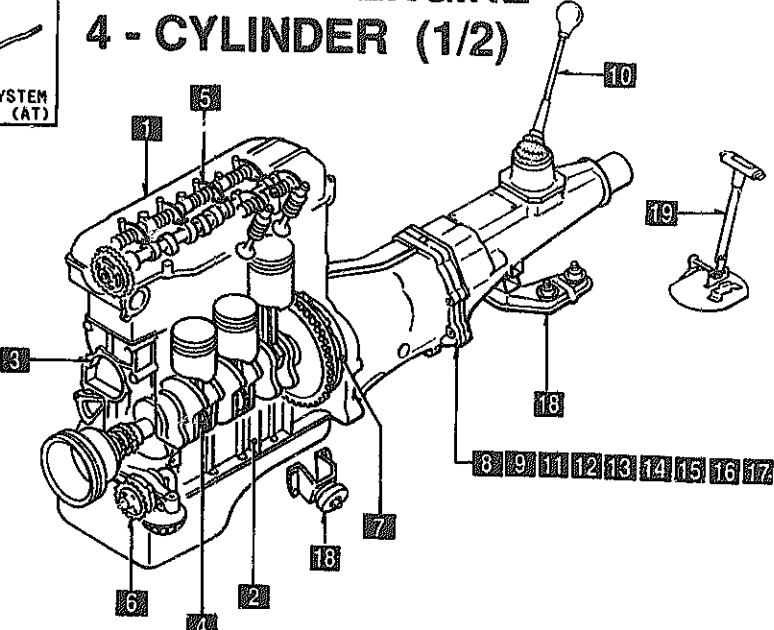
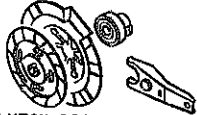
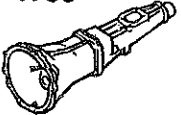






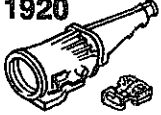


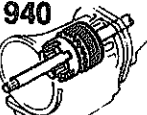

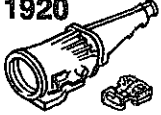

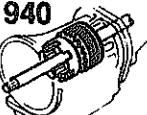


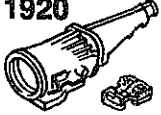

- The following is a typical example of the layout of contents on Mazda microfiche parts catalog
- Voici un exemple typique de la disposition typographique de contenu dans les microfiches de catalogue des pièces de Mazda.
- El siguiente es un ejemplo típico de la disposición del contenido en una microficha del catálogo de repuestos de Mazda.
- Folgendes ist ein typisches Beispiel der Inhaltsanordnung des Mazda-Mikrofiche-Teilekatalogs.



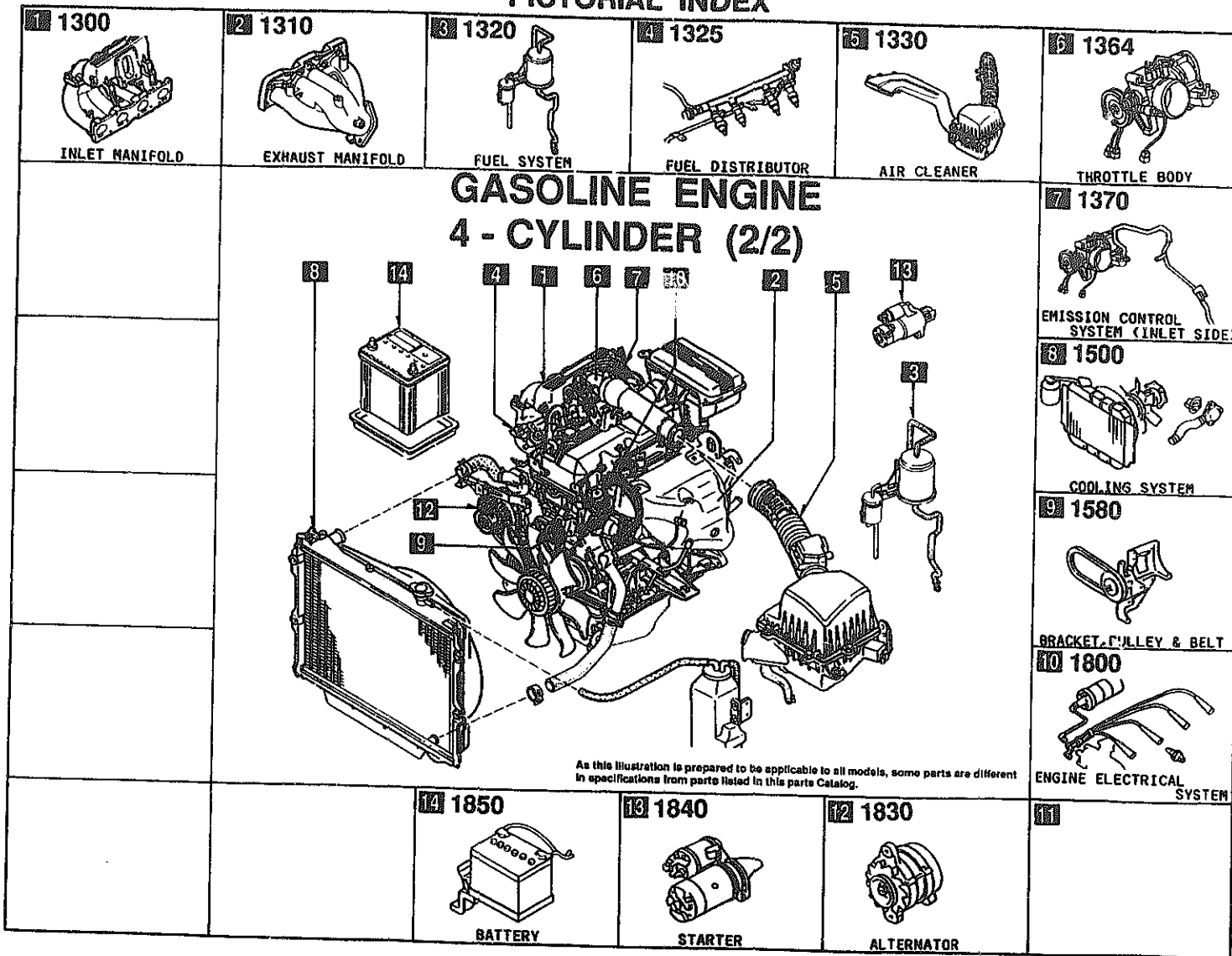
Remark : The items listed under ④ have been deleted from each fiche since Dec. '93

- | | | |
|---|---|---|
| ① • Layout of contents
• Disposition Typographique de Contenu
• Disposición del contenido
• Anordnung des Inhalts | ② • Pictorial Index
• Index par Schéma
• Índice Gráfico
• Illustrierter Index | ③ • Master Section No. Index
• Index des Numéros des Sections Totale
• Índice del Número de la Sección Maestra
• Hauptabschnittsnummer-Index |
| ④ • Section No. Index for the Column
• Index des Numéros des Sections pour les Colonnes
• N° de la Sección para el Índice
• Abschnittsnummer-Index für die Spalten | ⑤ • Illustration & Text
• Illustrations et Textes
• Ilustración y Texto
• Abbildung und Text | ⑥ • Part No. Index
• Index des Numéros des Pièces
• Índice del N° de Pieza
• Teile-Nr.-Index |
| ⑦ • Alphabetical Index
• Index Alphabétique
• Índice Alfabético
• Alphabetischer Index | ⑧ • Model Identification
• Identification des Modèles
• Identificación del Modelo
• Modell-Kennzeichnung | ⑨ • Vehicle Identification System
• Système d'Identification de Véhicule
• Sistema de Identificación de Vehículo
• Fahrzeug-Identifikations-system |

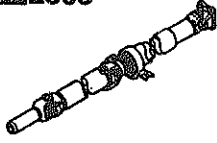
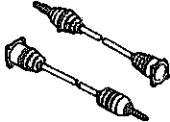






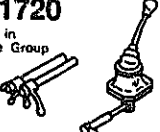
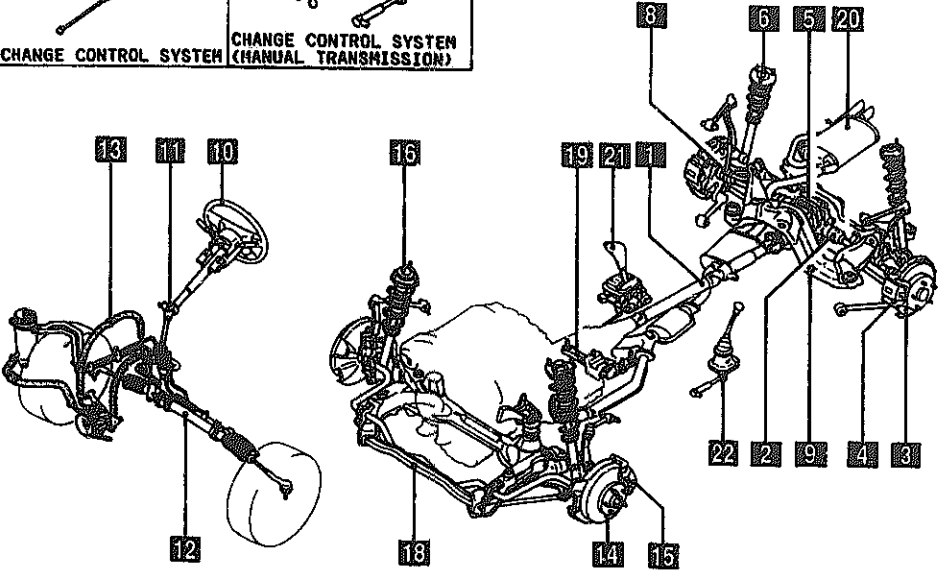

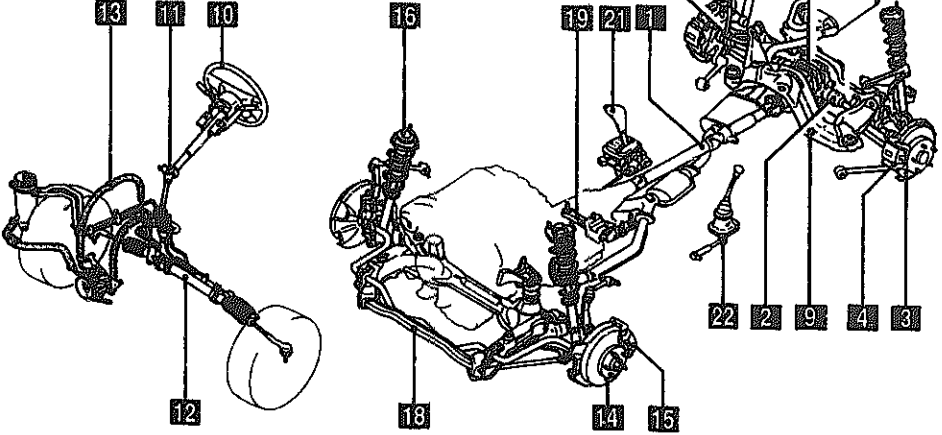







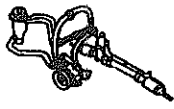


PICTORIAL INDEX

<p>1000</p>  <p>1010</p>  <p>CYLINDER HEAD & COVER</p>	<p>2 1030</p>  <p>CYLINDER BLOCK</p>	<p>3 1040</p>  <p>OIL PAN & TIMING COVER</p>	<p>4 1100</p>  <p>PISTON, CRANKSHAFT & FLYWHEEL</p>	<p>5 1200</p>  <p>VALVE SYSTEM</p>	<p>6 1400</p>  <p>OIL PUMP & FILTER</p>		
<p>19 4600</p> <p>Given in Chassis Group</p>  <p>CHANGE CONTROL SYSTEM (AT)</p>	<p>GASOLINE ENGINE 4 - CYLINDER (1/2)</p> 			<p>7 1600</p>  <p>CLUTCH DISC & COVER (MANUAL)</p>	<p>8 1700</p>  <p>TRANSMISSION CASE (MANUAL)</p>		
<p>13 3900</p> <p>Given in Chassis Group</p>  <p>ENGINE & T. MISSION MOUNTINGS</p>	<p><small>As this illustration is prepared to be applicable to all models, some parts are different in specifications from parts listed in this parts Catalog.</small></p>			<p>9 1710</p>  <p>TRANSMISSION GEARS (MANUAL)</p>	<p>10 1720</p>  <p>CHANGE CONTROL SYSTEM (MANUAL)</p>		
<p>17 1960</p>  <p>GASKET & SEAL KIT (AUTOMATIC)</p>				<p>14 1930</p>  <p>CLUTCHES & PLANETARY GEARS (AUTOMATIC)</p>	<p>15 1925</p>  <p>CONTROL VALVE (AUTOMATIC)</p>	<p>12 1920</p>  <p>TRANSMISSION CASE & MAIN CONTROL SYSTEM (AUTOMATIC)</p>	<p>11 1910</p>  <p>TORQUE CONVERTER, OIL PUMP & PIPINGS (AUTOMATIC)</p>
<p>16 1950</p>  <p>MANUAL LINKAGE SYSTEM (AUTOMATIC)</p>				<p>15 1940</p>  <p>GOVERNOR, LOW & REVERSE PISTON (AUTOMATIC)</p>	<p>13 1925</p>  <p>CONTROL VALVE (AUTOMATIC)</p>	<p>12 1920</p>  <p>TRANSMISSION CASE & MAIN CONTROL SYSTEM (AUTOMATIC)</p>	<p>11 1910</p>  <p>TORQUE CONVERTER, OIL PUMP & PIPINGS (AUTOMATIC)</p>
<p>15 1940</p>  <p>GOVERNOR, LOW & REVERSE PISTON (AUTOMATIC)</p>				<p>14 1930</p>  <p>CLUTCHES & PLANETARY GEARS (AUTOMATIC)</p>	<p>13 1925</p>  <p>CONTROL VALVE (AUTOMATIC)</p>	<p>12 1920</p>  <p>TRANSMISSION CASE & MAIN CONTROL SYSTEM (AUTOMATIC)</p>	<p>11 1910</p>  <p>TORQUE CONVERTER, OIL PUMP & PIPINGS (AUTOMATIC)</p>

PICTORIAL INDEX





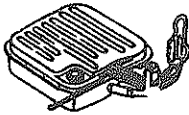

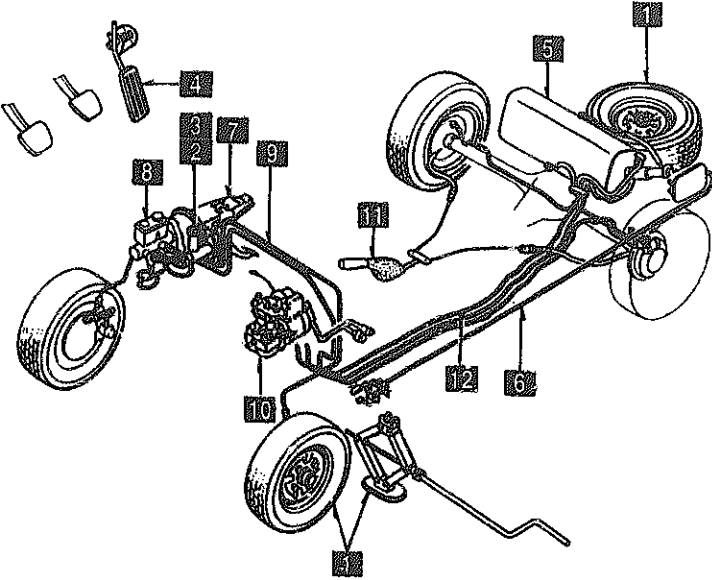
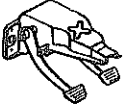


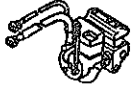

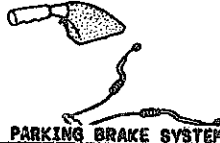


PICTORIAL INDEX

<p>12505</p>  <p>REAR PROPELLER SHAFT</p>	<p>22550</p>  <p>REAR DRIVE SHAFT</p>	<p>32600</p>  <p>REAR AXLE</p>	<p>42610</p>  <p>REAR BRAKE MECHANISMS</p>	<p>52710</p>  <p>REAR DIFFERENTIALS</p>	<p>62800</p>  <p>REAR SUSPENSION MECHANISMS</p>
<p>204000</p>  <p>EXHAUST SYSTEM</p>	<p>214600</p>  <p>CHANGE CONTROL SYSTEM</p>	<p>221720 Given in Engine Group</p>  <p>CHANGE CONTROL SYSTEM (MANUAL TRANSMISSION)</p>	<h3 style="margin: 0;">CHASSIS (1/2)</h3> 		<p>7</p>
<p>193900</p>  <p>ENGINE & TRANSMISSION MOUNTINGS</p>				<p>82810</p>  <p>REAR STABILIZER</p>	
<p>183410</p>  <p>CROSSMEMBER & STABILIZER</p>				<p>92830</p>  <p>REAR LOWER ARMS & SUB FRAME</p>	
<p>17</p>				<p>103200</p>  <p>STEERING WHEEL</p>	
<p>163400</p>  <p>FRONT SUSPENSION MECHANISMS</p>	<p>153310</p>  <p>FRONT BRAKE MECHANISMS</p>	<p>143300</p>  <p>FRONT AXLE</p>	<p>133240</p>  <p>POWER STEERING SYSTEM (FRONT)</p>	<p>123220</p>  <p>STEERING GEAR</p>	<p>113210</p>  <p>STEERING COLUMN & SHAFTS</p>







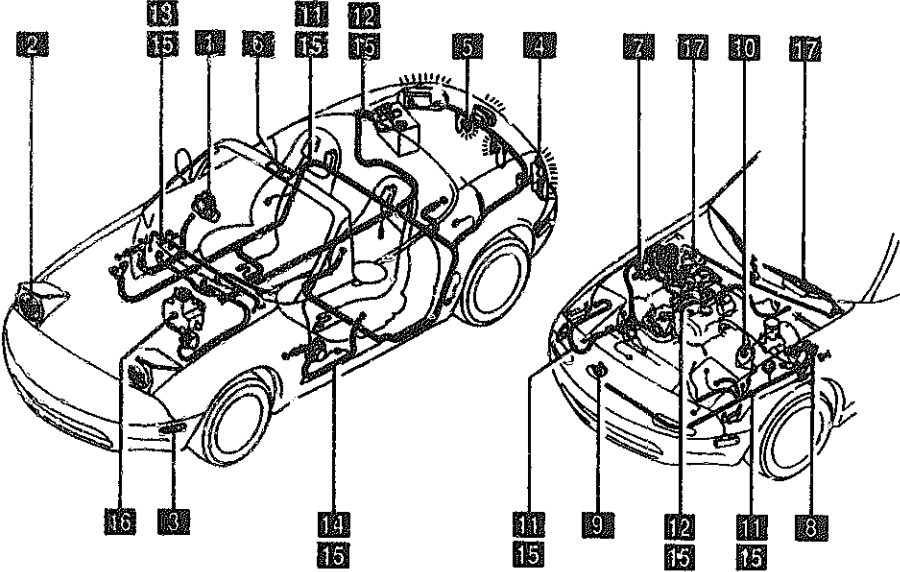


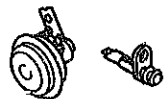





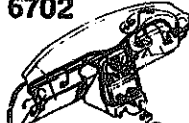


As this illustration is prepared to be applicable to all models, some parts are different in specifications from parts listed in this parts Catalog.

PICTORIAL INDEX





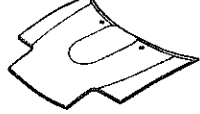
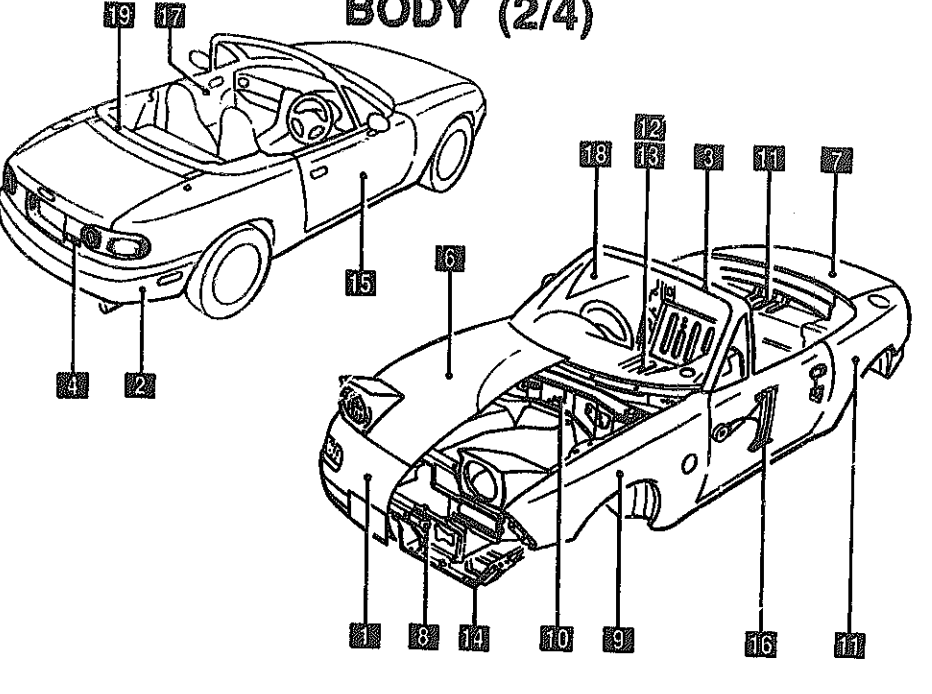










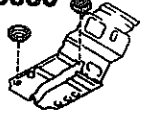


1 3700  TIRES & JACK	2 4140  CLUTCH RELEASE & MASTER CYLINDERS	3 4145  CLUTCH PIPINGS	4 4160  ACCELERATOR CONTROL SYSTEM	5 4200  FUEL TANK	6 4210  FUEL LID OPENER
<h3 style="margin: 0;">CHASSIS (2/2)</h3> 					
					7 4300  CLUTCH & BRAKE PEDALS
					8 4340  BRAKE MASTER CYLINDER & POWER BRAKE
					9 4360  BRAKE PIPINGS
					10 4370  ANTILOCK BRAKE SYSTEM
				12 4500  FUEL PIPINGS	11 4400  PARKING BRAKE SYSTEM

As this illustration is prepared to be applicable to all models, some parts are different in specifications from parts listed in this parts catalog.

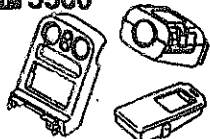


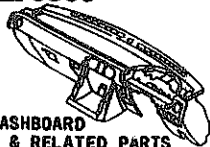
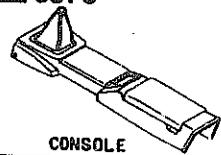
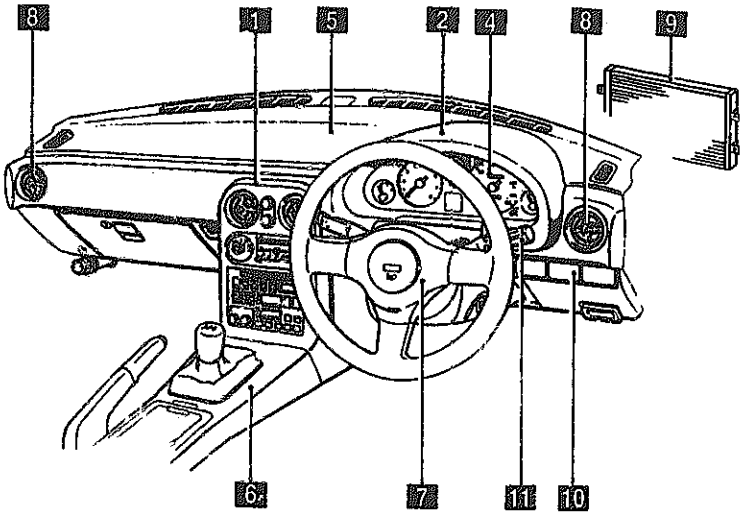

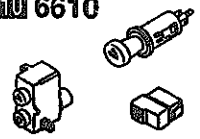

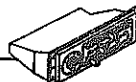



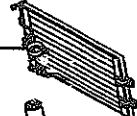

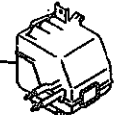
PICTORIAL INDEX

<p>0900</p>  <p>KEY SETS</p>	<p>5100</p>  <p>HEAD LAMPS</p>	<p>5105</p>  <p>FRONT COMBINATION LAMPS</p>	<p>5110</p>  <p>REAR COMBINATION LAMPS</p>	<p>5120</p>  <p>LICENSE LAMPS</p>	<p>5125</p>  <p>INTERIOR LAMPS</p>
<p>BODY (1/4)</p> 					
					<p>6600</p>  <p>SWITCHES & RELAYS (ENGINE)</p>
					<p>6630</p>  <p>RELAYS & UNIT (BODY)</p>
					<p>6635</p>  <p>DOOR SWITCH & HORNS</p>
<p>6730</p>  <p>WINDSHIELD WIPERS</p>					<p>6640</p>  <p>AUTO CRUISE CONTROL SYSTEM</p>
<p><small>As this illustration is prepared to be applicable to all models, some parts are different in specifications from parts listed in this parts Catalog.</small></p>					
<p>6720</p>  <p>WINDSHIELD WASHER</p>	<p>6704</p>  <p>WIRING HARNESS CLAMPS</p>	<p>6703</p>  <p>WIRING HARNESSES (DOOR, FLOOR/CEILING)</p>	<p>6702</p>  <p>WIRING HARNESSES (DASHBOARD)</p>	<p>6701</p>  <p>WIRING HARNESSES (ENGINE & T/MISSION)</p>	<p>6700</p>  <p>WIRING HARNESSES (FRONT & REAR)</p>

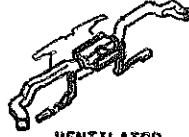



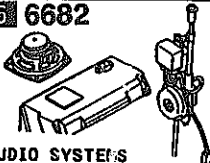

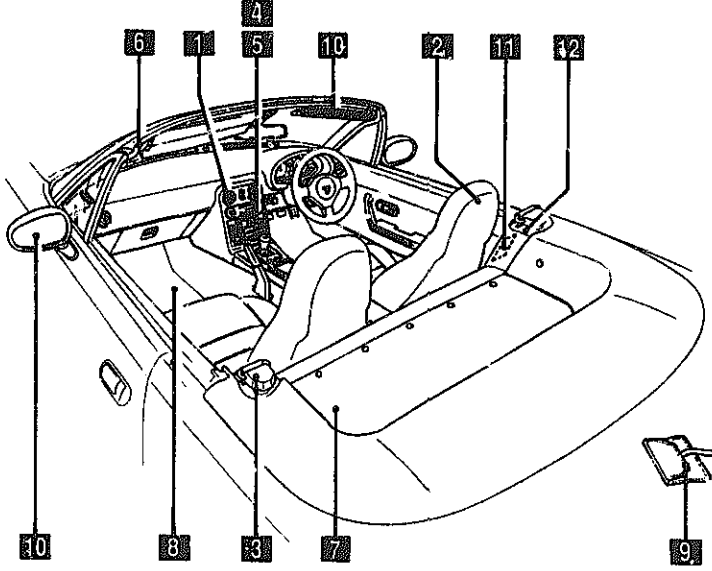






PICTORIAL INDEX

<p>5100</p>  <p>FRONT BUMPER</p>	<p>5010</p>  <p>REAR BUMPER</p>	<p>5030</p>  <p>WINDOW MOULDING & COWL GRILLES</p>	<p>5170</p>  <p>Mazda ORNAMENTS</p>	<p>5230</p>  <p>BONNET</p>		
<p>BODY (2/4)</p> 						<p>5260</p>  <p>TRUNK LID</p>
<p>6330</p>  <p>SUNROOF</p>					<p>5310</p>  <p>FRONT PANELS</p>	
<p>6300</p>  <p>WINDOW GLASSES</p>					<p>5320</p>  <p>FENDER & WHEEL APRON PANELS</p>	
<p>5840</p>  <p>FRONT DOOR TRIMS & RELATED PARTS</p>					<p>5330</p>  <p>DASH & COWL PANELS</p>	
<p>5830</p>  <p>FRONT DOOR MECHANISMS</p>	<p>5800</p>  <p>FRONT DOORS</p>	<p>5390</p>  <p>FLOOR ATTACHMENTS</p>	<p>5380</p>  <p>FLOOR ATTACHMENTS (HOLE COVERS)</p>	<p>5370</p>  <p>FLOOR PANELS</p>	<p>5340</p>  <p>SIDE PANELS</p>	

PICTORIAL INDEX

<p>5500</p>  <p>DASHBOARD EQUIPMENTS</p>	<p>5520</p>  <p>METER HOOD</p>	<p>5540</p>  <p>METER COMPONENTS</p>	<p>5560</p>  <p>DASHBOARD & RELATED PARTS</p>	<p>5570</p>  <p>CONSOLE</p>
<h3 style="margin: 0;">BODY (3/4)</h3>				
				
<p style="font-size: small;">As this illustration is prepared to be applicable to all models, some parts are different in specifications from parts listed in this parts Catalog.</p>				
<div style="display: flex; justify-content: space-between;"> <div style="width: 45%; padding: 5px;"> <p>6611</p>  <p>COMBINATION SWITCH</p> </div> <div style="width: 45%; padding: 5px;"> <p>6610</p>  <p>DASHBOARD SWITCHES</p> </div> </div>				
<div style="display: flex; justify-content: space-between;"> <div style="width: 45%; padding: 5px;"> <p>5795</p>  <p>AIR BAG</p> </div> <div style="width: 45%; padding: 5px;"> <p>6115</p>  </div> </div>				
<div style="display: flex; justify-content: space-between;"> <div style="width: 45%; padding: 5px;"> <p>6110</p>  </div> <div style="width: 45%; padding: 5px;"> <p>6100</p>  </div> </div>				
<div style="display: flex; justify-content: space-between;"> <div style="width: 45%; padding: 5px;"> <p>6120</p>  <p>HEATER</p> </div> <div style="width: 45%; padding: 5px;"> <p>6130</p>  </div> </div>				
<div style="display: flex; justify-content: space-between;"> <div style="width: 45%; padding: 5px;"> <p>6140</p>  </div> <div style="width: 45%; padding: 5px;"> <p>6150</p>  <p>AIR CONDITIONER</p> </div> </div>				

PICTORIAL INDEX

1 5580  VENTILATOR	2 5700  SEATS	3 5790  SEAT BELTS	4 6680  AUDIO SYSTEMS (RADIO & TAPE DECK)	5 6682  AUDIO SYSTEMS (ANTENNA & SPEAKER)	6 6820  FRONT HEADER TRIM & PILLAR TRIMS
<h3 style="margin: 0;">BODY (4/4)</h3> 					
As this illustration is prepared to be applicable to all models, some parts are different from specifications from parts listed in this parts Catalog.					
				7 6840  TRIMS & SCUFF PLATES	8 6860  FLOOR MATS & PADS
				9 6870  SERVICE TOOLS	10 6900  VISORS, ASSIST HANDLES & MIRRORS
			11 7250  QUARTER WINDOW & TRIMS	12 6930  CAUTION PLATES & LABELS	

SECTION NAME INDEX (ENGINE)

LO.NO	SEC.NO	SECTION NAME	LO.NO	SEC.NO	SECTION NAME	LO.NO	SEC.NO	SECTION NAME
1-C03	1000A	ENGINE & GASKET SETS	1-M08	1920A	AUTOMATIC TRANSMISSION CASE & MAIN CONTROL SYSTEM			
1-E03	1010A	CYLINDER HEAD & COVER	1-D09	1925A	AUTOMATIC TRANSMISSION CONTROL VALVE			
1-H03	1030A	CYLINDER BLOCK	1-E09	1930A	AUTOMATIC TRANSMISSION CLUTCHES & PLANETARY GEARS			
1-I03	1040A	OIL PAN & TIMING COVER	1-J09	1940A	AUTOMATIC TRANSMISSION GOVERNOR, LOW & REVERSE PISTON			
1-K03	1100A	PISTON, CRANKSHAFT & FLYWHEEL	1-L09	1960A	AUTOMATIC TRANSMISSION GASKET & SEAL KIT			
1-N03	1200A	VALVE SYSTEM						
1-D04	1300A	INLET MANIFOLD						
1-E04	1310A	EXHAUST MANIFOLD						
1-F04	1320A	FUEL SYSTEM						
1-H04	1325A	FUEL DISTRIBUTOR						
1-I04	1330A	AIR CLEANER						
1-K04	1364A	THROTTLE BODY						
1-L04	1370A	EMISSION CONTROL SYSTEM (INLET SIDE)						
1-D05	1400A	OIL PUMP & FILTER						
1-F05	1500A	COOLING SYSTEM						
1-I05	1580A	BRACKET, PULLEY & BELT						
1-C06	1600A	CLUTCH DISC & COVER (5-SPEED)						
1-D06	1600AA	CLUTCH DISC & COVER (6-SPEED)						
1-E06	1700A	HANDUAL TRANSMISSION CASE (5-SPEED)						
1-H06	1700AA	HANDUAL TRANSMISSION CASE (6-SPEED)						
1-J06	1710A	HANDUAL TRANSMISSION GEARS (5-SPEED)						
1-E07	1710AA	HANDUAL TRANSMISSION GEARS (6-SPEED)						
1-L07	1720A	HANDUAL TRANSMISSION CHANGE CONTROL SYSTEM (5-SPEED)						
1-N07	1720AA	HANDUAL TRANSMISSION CHANGE CONTROL SYSTEM (6-SPEED)						
1-E08	1800A	ENGINE ELECTRICAL SYSTEM						
1-G08	1830A	ALTERNATOR						
1-H08	1840A	STARTER						
1-J08	1850A	BATTERY						
1-K08	1910A	AUTOMATIC TRANSMISSION TORQUE CONVERTER, OIL PUMP & PIPINGS						

SECTION NAME INDEX (CHASSIS)

LO.NO	SEC.NO	SECTION NAME	LO.NO	SEC.NO	SECTION NAME	LO.NO	SEC.NO	SECTION NAME
1-C11	2505A	REAR PROPELLER SHAFT	2-C03	4340A	BRAKE MASTER CYLINDER & POWER BRAKE (W/O ANTILOCK BRAKE)			
1-D11	2550A	REAR DRIVE SHAFT						
1-E11	2600A	REAR AXLE	2-E03	4340B	BRAKE MASTER CYLINDER & POWER BRAKE (W/ANTILOCK BRAKE)			
1-G11	2610A	REAR BRAKE MECHANISMS						
1-J11	2710A	REAR DIFFERENTIALS (NORMAL DIFF.)	2-G03	4360A	BRAKE PIPINGS (W/O ANTILOCK BRAKE)			
1-C12	2710B	REAR DIFFERENTIALS (LIMITED SLIP DIFF.)	2-I03	4360B	BRAKE PIPINGS (W/ANTILOCK BRAKE)			
1-G12	2800A	REAR SUSPENSION MECHANISMS	2-K03	4370A	ANTILOCK BRAKE SYSTEM			
1-I12	2810A	REAR STABILIZER	2-M03	4400A	PARKING BRAKE SYSTEM			
1-J12	2830A	REAR LOWER ARMS & SUB FRAME	2-C04	4500A	FUEL PIPINGS			
1-L12	3200A	STEERING WHEEL	2-D04	4600A	CHANGE CONTROL SYSTEM (AT)			
1-N12	3210A	STEERING COLUMN & SHAFTS						
1-N12	3220AA	STEERING GEAR (W/O POWER STEERING)						
1-D13	3220AB	STEERING GEAR (W/POWER STEERING)						
1-G13	3240A	POWER STEERING SYSTEM (HT)						
1-J13	3240B	POWER STEERING SYSTEM (AT)						
1-N13	3300A	FRONT AXLE						
1-N13	3310A	FRONT BRAKE MECHANISMS						
1-C14	3400A	FRONT SUSPENSION MECHANISMS						
1-F14	3410A	CROSSMEMBER & STABILIZER						
1-G14	3700A	TIRES & JACK						
1-C15	3900A	ENGINE & T/MISSION MOUNTINGS						
1-D15	4000A	EXHAUST SYSTEM						
1-F15	4140A	HANDUAL TRANSMISSION CLUTCH REL EASE & MASTER CYLINDERS						
1-G15	4145A	HANDUAL TRANSMISSION CLUTCH PIP INGS						
1-H15	4160A	ACCELERATOR CONTRDL SYSTEM						
1-I15	4200A	FUEL TANK						
1-G16	4210A	FUEL LID OPENER						
1-I16	4300A	HANDUAL TRANSMISSION CLUTCH & B RAKE PEDALS						
1-L16	4300B	AUTONATIC TRANSMISSION BRAKE P EDAL						

SECTION NAME INDEX (BODY)

LD.NO	SEC.NO	SECTION NAME	LD.NO	SEC.NO	SECTION NAME	LD.NO	SEC.NO	SECTION NAME
2-C06	0900A	KEY SETS	2-G14	6120A	HEATER BLOWER COMPONENTS			
2-F06	5008A	FRONT BUMPER	2-H14	6130A	AIR CONDITIONER			
2-I06	5010A	REAR BUMPER	2-L14	6140A	AIR CONDITIONING COMPRESSOR COMPONENTS			
2-K06	5030A	WINDOW HOLDING & COWL GRILLES	2-N14	6150A	AIR CONDITIONING COOLING UNIT			
2-L06	5100A	HEAD LAMPS	2-C15	6300A	WINDOW GLASSES			
2-M06	5105A	FRONT COMBINATION LAMPS	2-D15	6300A	SUN ROOF			
2-N06	5110A	REAR COMBINATION LAMPS	2-E16	6600A	ENGINE SWITCHES & RELAYS			
2-D07	5120A	LICENSE LAMPS	2-J16	6610A	DASHBOARD SWITCHES			
2-E07	5125A	INTERIOR LAMPS	2-L16	6611A	COMBINATION SWITCH			
2-F07	5170A	ORNAMENTS	2-M16	6630A	BODY RELAYS & UNIT			
2-G07	5230A	BONNET	3-C05	6635A	DOOR SWITCH & HORNS			
2-I07	5260A	TRUNK LID	3-D05	6640A	AUTO CRUISE CONTROL SYSTEM			
2-K07	5310A	FRONT PANELS	3-F05	6680A	AUDIO SYSTEMS (RADIO & TAPE DECK)			
2-M07	5320A	FENDER & WHEEL APRON PANELS	3-J05	6682A	AUDIO SYSTEMS (ANTENNA & SPEAKER)			
2-E08	5330A	DASH & COWL PANELS	3-N05	6700A	FRONT & REAR WIRING HARNESSSES			
2-F08	5340A	SIDE PANELS	3-F04	6701A	ENGINE & TRANSMISSION WIRING HARNESSSES			
2-L08	5370A	FLOOR PANELS	3-I04	6702A	DASHBOARD WIRING HARNESSSES			
2-D09	5380A	FLOOR ATTACHMENTS (HOLE COVERS)	3-J04	6703A	DOOR, FLOOR & CEILING WIRING HARNESSSES			
2-F09	5390A	FLOOR ATTACHMENTS	3-K04	6704A	WIRING HARNESS CLAMPS			
2-C10	5500A	DASHBOARD EQUIPMENTS	3-M04	6720A	WINDSHIELD WASHER (W/O ANTILOCK BRAKE)			
2-D10	5520A	METER HOOD	3-E05	6720B	WINDSHIELD WASHER (W/ANTILOCK BRAKE)			
2-E10	5540A	METER COMPONENTS	3-H05	6730A	WINDSHIELD WIPERS			
2-H10	5560A	DASHBOARD & RELATED PARTS	3-J05	6820A	FRONT HEADER TRIM & PILLAR TRIMS			
2-K10	5570A	CONSOLE	3-K05	6840A	TRIMS & SCUFF PLATES			
2-N10	5580A	VENTILATOR	3-D06	6860A	FLOOR MATS & PADS			
2-C11	5700A	SEATS	3-G06	6870A	SERVICE TOOLS			
2-K11	5790A	SEAT BELTS	3-H06	6900A	SUN VISORS, ASSIST HANDLES & MIRRORS			
2-M11	5795A	AIR BAG	3-J06	6930A	CAUTION PLATES & LABELS			
2-C12	5800A	FRONT DOORS	3-L06	7250A	QUARTER WINDOW & TRIMS			
2-G12	5830A	FRONT DOOR MECHANISMS						
2-C13	5840A	FRONT DOOR TRIMS & RELATED PARTS						
2-C14	6100A	HEATER						
2-D14	6110A	HEATER UNIT COMPONENTS						
2-E14	6115A	HEATER CONTROL COMPONENTS						

CATLOG-NO- AUNA07-05

DATE. 2000-01

PAGE. 3

1-D 2

10-271S

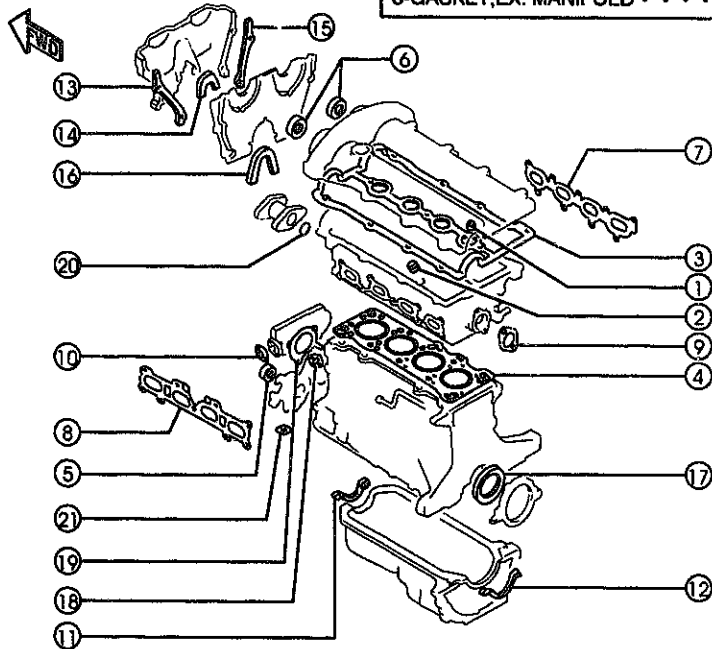
- | | |
|--|--------------------------------------|
| 1-SEAL, VALVE (8) | 18-RING, O' (1) |
| 2-SEAL, VALVE (8) | 19-GASKET, WATER PUMP (1) |
| 3-GASKET, HEAD COVER (1) | 20-RING, O' WATER PUMP (1) |
| 4-GASKET, CYLINDER HEAD (1) | 21-GASKET (1) |
| 5-SEAL, OIL (1) | |
| 6-SEAL, OIL (2) | |
| 7-GASKET, IN. MANIFOLD (1) | |
| 8-GASKET, EX. MANIFOLD (1) | |
| 9-GASKET, THERMOSTAT COVER (2) | |
| 10-GASKET, W. PUMP INLET (1) | |
| 11-GASKET, OIL PAN (1) | |
| 12-GASKET, OIL PAN (1) | |
| 13-GASKET (L) (1) | |
| 14-GASKET (INN), TIMING BELT (L) (1) | |
| 15-GASKET (C), TIMING BELT (L) (1) | |
| 16-RUBBER, SEAL-SEAL PLATE (1) | |
| 17-SEAL, OIL-CRANKSHAFT (1) | |

02-310S

- | |
|--|
| 7-GASKET, IN. MANIFOLD (1) |
| 8-GASKET, EX. MANIFOLD (1) |
| 9-GASKET, THERMOSTAT COVER (2) |
| 10-GASKET, W. PUMP INLET (1) |

10-235S

- | |
|---------------------------------------|
| 1-SEAL, VALVE (8) |
| 2-SEAL, VALVE (8) |
| 3-GASKET, HEAD COVER (1) |
| 4-GASKET, CYLINDER HEAD (1) |
| 7-GASKET, IN. MANIFOLD (1) |
| 8-GASKET, EX. MANIFOLD (1) |

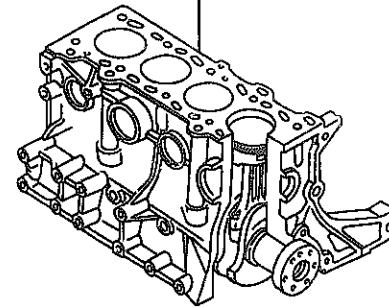


AUNA07

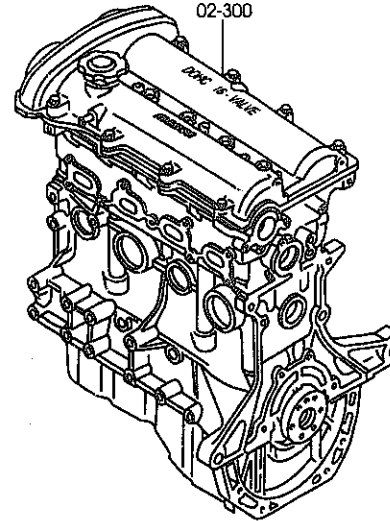
(1N08181)



23-800



02-300



AUNA07

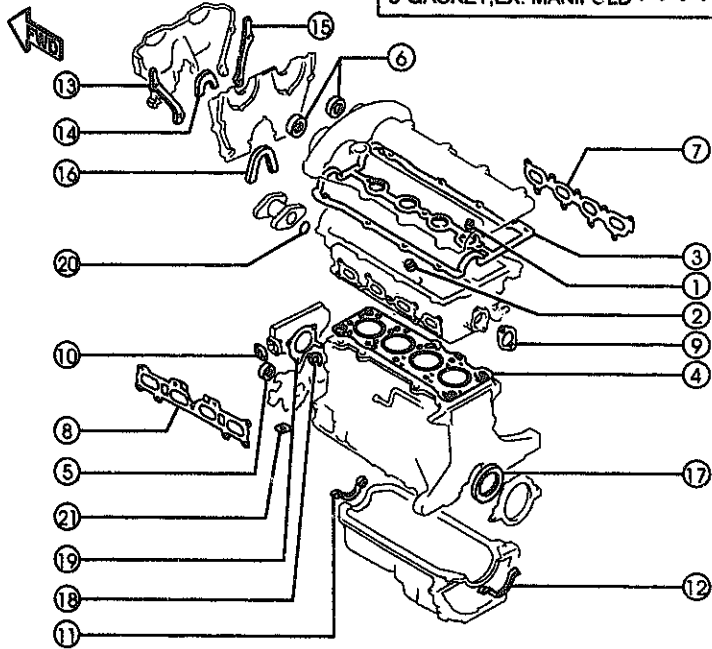
(1N08182)

10-271S

- | | |
|--|-----------------------------------|
| 1-SEAL, VALVE (8) | 18-RING, 'O' (1) |
| 2-SEAL, VALVE (8) | 19-GASKET, WATER PUMP (1) |
| 3-GASKET, HEAD COVER (1) | 20-RING, 'O' WATER PUMP . . . (1) |
| 4-GASKET, CYLINDER HEAD . . . (1) | 21-GASKET (1) |
| 5-SEAL, OIL (1) | |
| 6-SEAL, OIL (2) | |
| 7-GASKET, IN. MANIFOLD (1) | |
| 8-GASKET, EX. MANIFOLD (1) | |
| 9-GASKET, THERMOSTAT COVER . (2) | |
| 10-GASKET, W. PUMP INLET . . . (1) | |
| 11-GASKET, OIL PAN (1) | |
| 12-GASKET, OIL PAN (1) | |
| 13-GASKET (L) (1) | |
| 14-GASKET (INN), TIMING BELT (L) . (1) | |
| 15-GASKET (C), TIMING BELT (L) . (1) | |
| 16-RUBBER, SEAL-SEAL PLATE . (1) | |
| 17-SEAL, OIL-CRANKSHAFT . . . (1) | |

- 02-310S
- | |
|------------------------------------|
| 7-GASKET, IN. MANIFOLD (1) |
| 8-GASKET, EX. MANIFOLD (1) |
| 9-GASKET, THERMOSTAT COVER . (2) |
| 10-GASKET, W. PUMP INLET . . . (1) |

- 10-235S
- | |
|------------------------------------|
| 1-SEAL, VALVE (8) |
| 2-SEAL, VALVE (8) |
| 3-GASKET, HEAD COVER (1) |
| 4-GASKET, CYLINDER HEAD . . . (1) |
| 7-GASKET, IN. MANIFOLD (1) |
| 8-GASKET, EX. MANIFOLD (1) |



AUNA07

(1N08181)

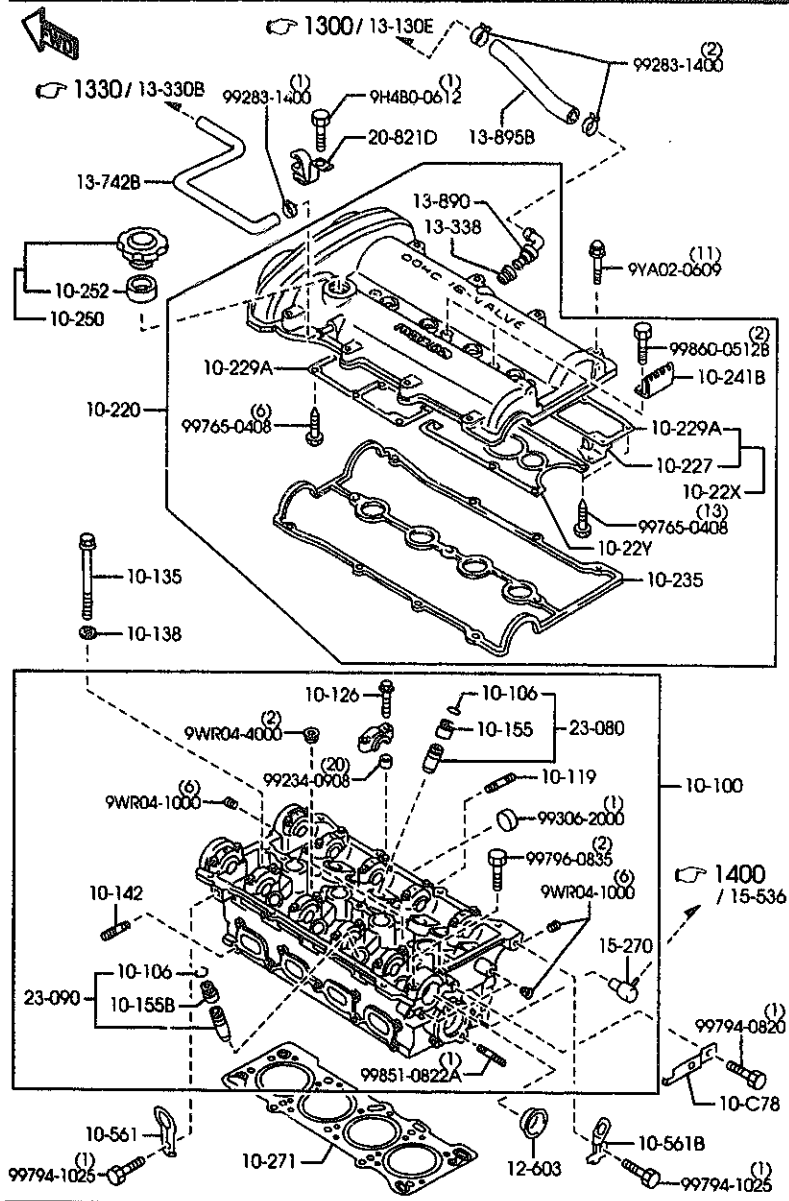
1000A -1 * ENGINE & GASKET SETS

PART NO.	QTY	MODEL/RESTRICTION	MODEL/RESTRICTION	MODEL/RESTRICTION	FROM-TC
02-300		ENGINE, PARTIAL			
BP4W-02-300	1	(FED)			
BP4V-02-300	1	(CALIF)			
02-310S		GASKET SET, PARTIAL ENGINE			
8AN3-02-310	1				
10-235S		GASKET SET, CYL. HEAD			
8AN3-10-235	1				
10-271S		GASKET SET, ENGINE			
8AN3-10-271	1				
23-800		ENGINE, SHORT			
BP4W-02-206A	1				

CAT. AUNA07-05

2000-01

1010A CYLINDER HEAD & COVER



AUNA07

(1N09510)

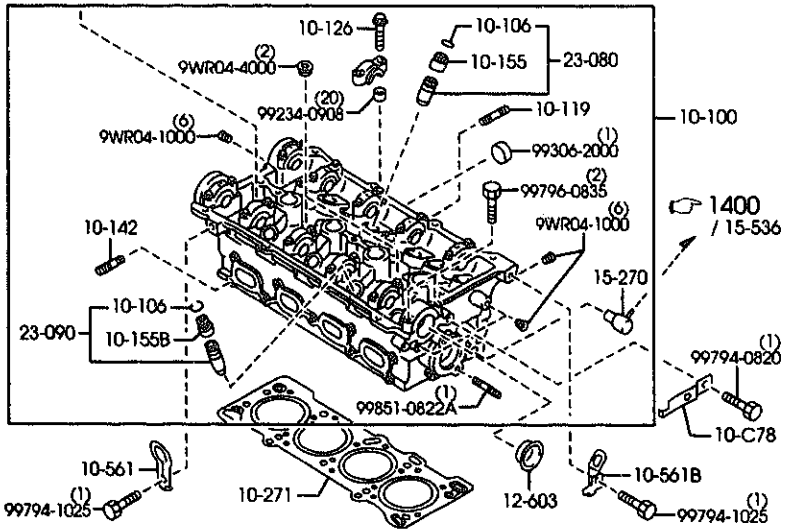
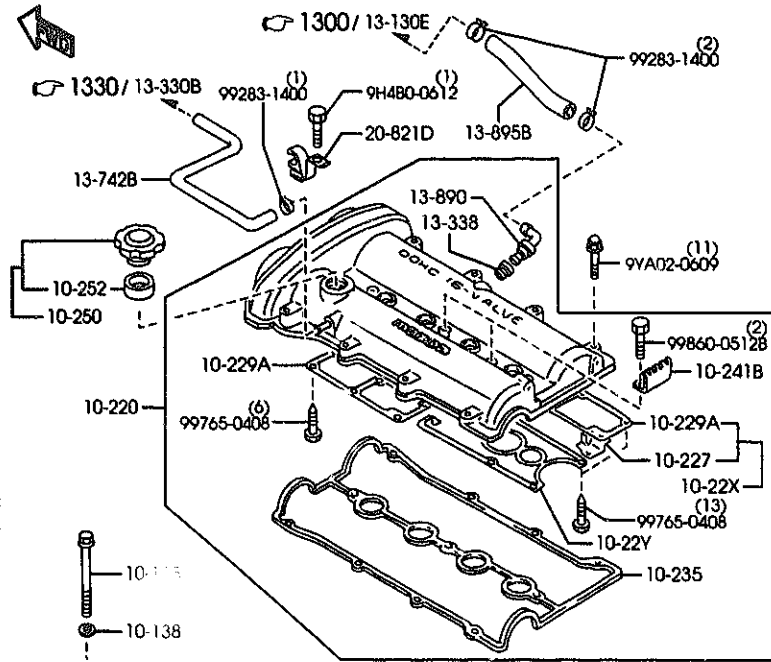
1010A -1 CYLINDER HEAD & COVER

PART NO.	QTY	MODEL/RESTRICTION	MODEL/RESTRICTION	MODEL/RESTRICTION	FROM-TO
10-C78		PLATE, STOPPER			
BP4W-10-C78	1				
10-100		HEAD, CYLINDER			
BP4W-10-100	1				
10-106		CLIP, VALVE GUIDE			
B660-10-106	16				
10-119		STUD			
FE4J-13-146	9				
10-126		BOLT, CAMSHAFT CAP			
KL02-10-126	26				
10-135		BOLT, CYLINDER HEAD			
B660-10-135A	10				
10-138		WASHER, PLAIN CYL. HEAD			
B630-10-138A	10				
10-142		STUD, EX. MANIFOLD			
B661-10-144	9				
10-155		SEAL, VALVE			
KL01-10-155	8	NOK			
10-155B		SEAL, VALVE			
KL02-10-155	8	NOK			
10-22X		PLATE, OIL BAFFLE-IN. SIDE			
B61P-10-22X	1				
10-22Y		PLATE, OIL BAFFLE-EX.			
B657-10-22Y	1				
10-220		COVER, CYLINDER HEAD			
BP4W-10-210	1				

CAT. AUNA07-05

2000-01

1010A CYLINDER HEAD & COVER



AUNA07

(1N09510)

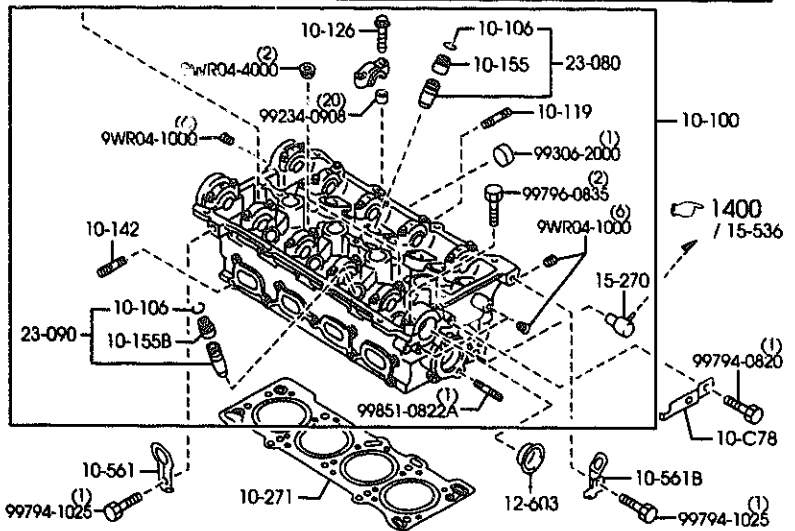
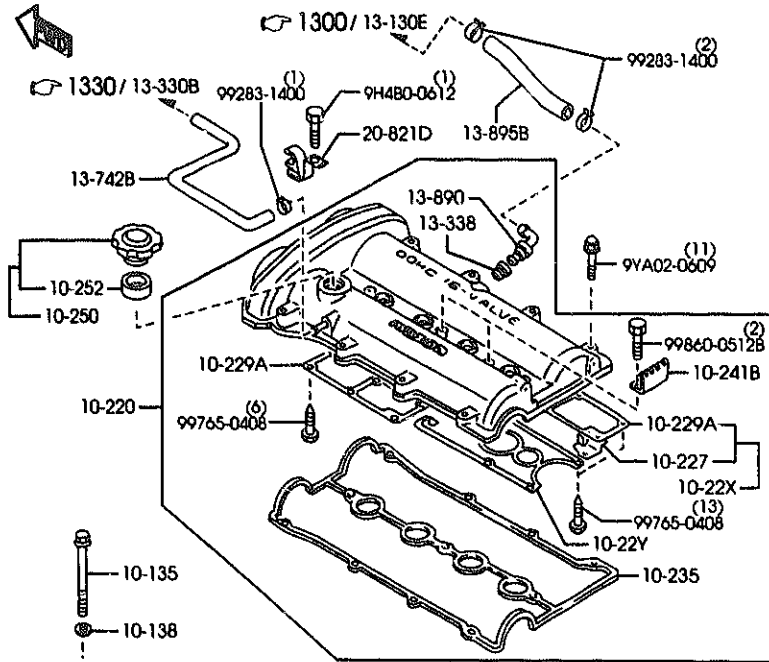
1010A -2 CYLINDER HEAD & COVER

PART NO.	QTY	MODEL/RESTRICTION	MODEL/RESTRICTION	MODEL/RESTRICTION	FROM-TO
10-227		PLATE,BAFFLE			
B61P-10-227	1				
10-229A		PLATE,OIL BAFFLE			
B637-10-225	2				
10-235		GASKET,HEAD COVER			
BP05-10-235C	1				
10-241B		PROTECTOR,HT.CORD-S. TANK			
BPE8-10-241	2				
10-250		CAP,OIL FILLER			
0453-10-250A	1				
10-252		GASKET			
0324-10-252	1				
10-271		GASKET,CYLINDER HEAD NON ASBESTOS			
BP26-10-271	1				
10-561		HANGER,ENGINE			
B660-10-561	1				
10-561B		HANGER,ENGINE-REAR			
BPE8-10-566A	1				
12-603		CAP,SEAL-OIL			
KL04-12-603	1				
13-33B		SEAL,RUBBER			
E301-13-338A	1				
13-742B		HOSE,VENTILATION			
BP4W-13-742	1				
13-890		VALVE,P.C.V.			
B541-13-890A	1				
13-895B		HOSE,P.C.V.			

CAT. AUNA07-05

2000-01

1010A CYLINDER HEAD & COVER



AUNA07

(1N09510)

1010A -3 * CYLINDER HEAD & COVER

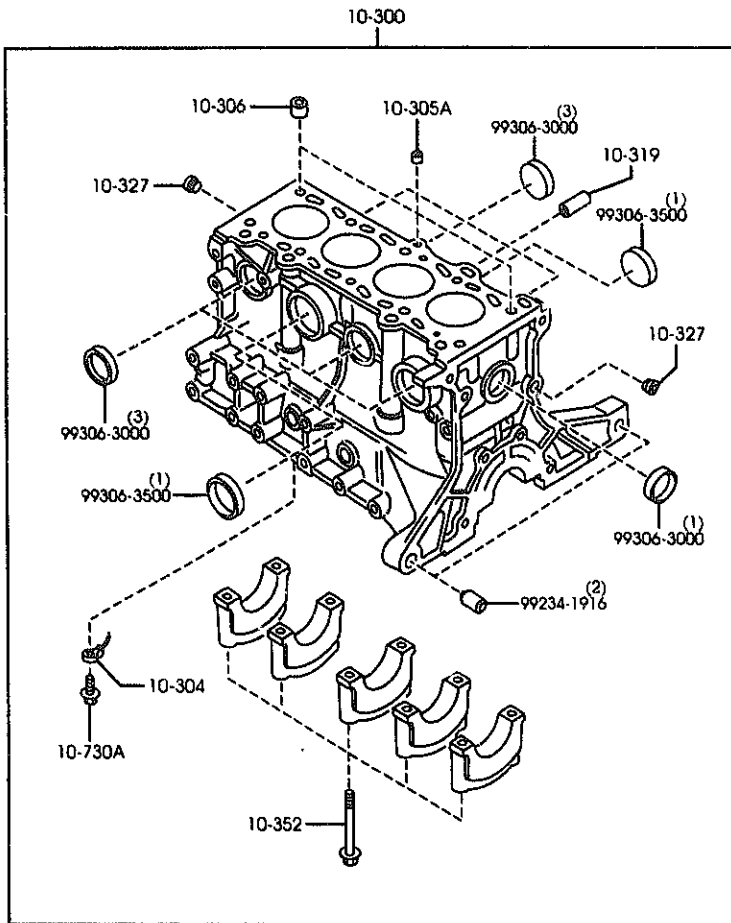
PART NO.	QTY	MODEL/RESTRICTION	MODEL/RESTRICTION	MODEL/RESTRICTION	FROM-TO
CONT'D BP4W-13-895	1				
15-270		PIPE, WATER BY PASS			
BPE8-15-270	1				
20-821D		CLIP, HOSE			
BPE8-20-820	1				
23-080		GUIDE, VALVE			
B621-10-280	8				
23-090		GUIDE, VALVE			
BPY0-10-290	8				

CAT. AUNA07-05

2000-01

1030A CYLINDER BLOCK

1050A -1 # CYLINDER BLOCK



PART NO.	QTY	MODEL/RESTRICTION	MODEL/RESTRICTION	MODEL/RESTRICTION	FROM-TO
10-300		BLOCK, CYLINDER			
BP05-10-300P A (BP5C-10-300A)	1				-8503
BP5C-10-300A	1				8303-
10-304		JET, OIL			
BP01-10-580A	4				
10-505A		PLUG			
B366-10-305	1				
10-306		PIN, TUBULAR			
B630-10-306	2				
10-319		JOINT			
BP4W-10-319	1				-8503
E5B6-10-319C	1				8303-
10-327		PLUG, BLIND			
Q221-10-327	2				
10-352		BOLT, CRANKSHAFT CAP			
B630-10-352	10				
10-730A		VALVE, OIL JET			
SE01-10-730	4				

8303 NB353R-109670

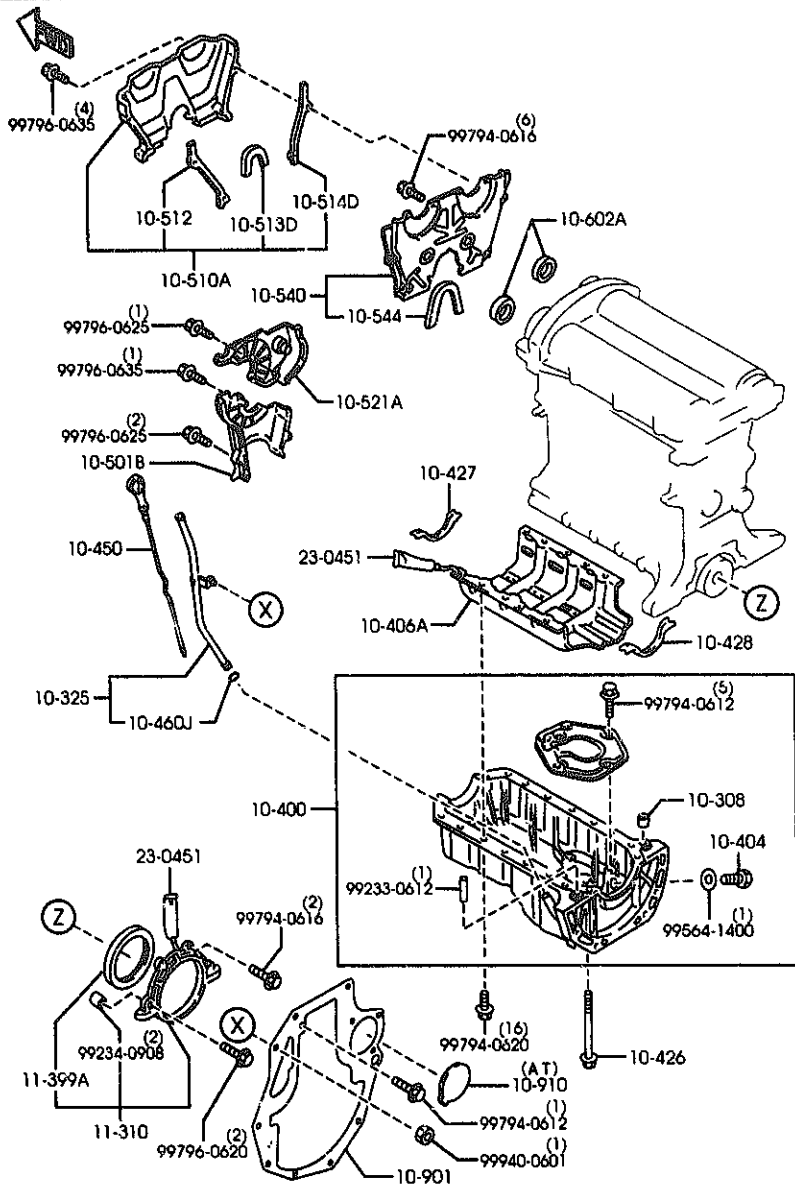
AUNA07

(1N07050)

CAT. AUNA07-05

2000-01

1040A OIL PAN & TIMING COVER



AUNA07

(1N07500)

1040A -1 OIL PAN & TIMING COVER

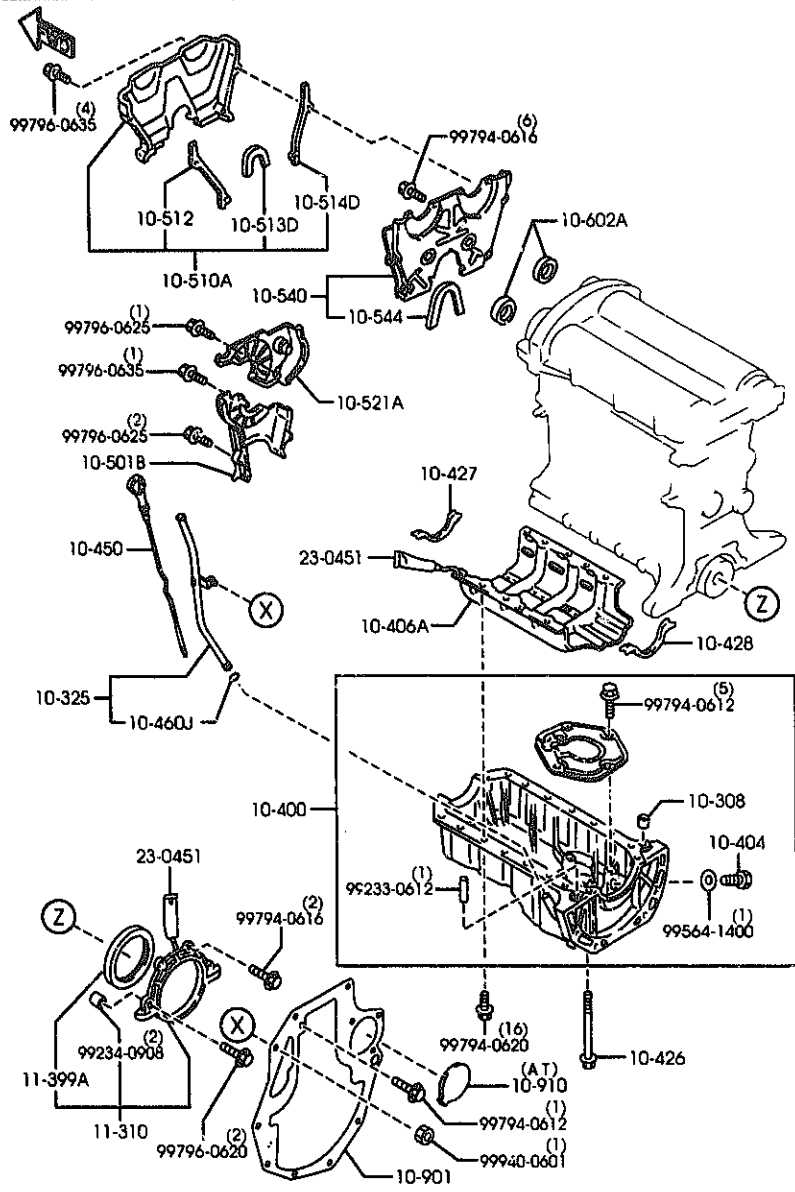
PART NO.	QTY	MODEL/RESTRICTION	MODEL/RESTRICTION	MODEL/RESTRICTION	FROM-TO
10-308	1	PIN,TUBULAR			
B6F4-10-308	1				
10-325	1	PIPE,OIL LEVEL GAUGE			
BP4W-10-440A	1	(FED)			
BP4Y-10-440A	1	(CALIF)			
10-400	1	PAN,OIL			
BPY0-10-400B	1				-7C01
BPEB-10-400D	1				7C01-
10-404	1	PLUG,DRAIN			
B6S7-10-404A	1				-7C01
B6S7-10-404B	1				7C01-
10-406A	1	PLATE,OIL BAFFLE			
BPEB-10-40Y	1				
10-426	2	BOLT			
B6S7-10-465	2				
10-427	1	GASKET,OIL PAN			
B6F4-10-427	1				
10-428	1	GASKET,OIL PAN			
B6F4-10-428	1				
10-450	1	GAUGE,OIL LEVEL			
BP4W-10-450	1	(FED)			
BP4Y-10-450A	1	(CALIF)			
10-460J	1	RING,'O'			
99541-00907	1				
10-501B	1	COVER,TIMING BELT-LW R			
B660-10-501E	1	DAIKYOH			
10-510A	1	COVER(UP.),TIMING CHAIN			
B61P-10-510	1				

7C01 NB353H-100063

CAT. AUNA07-05

2000-01

1040A OIL PAN & TIMING COVER



AUNA07

(1N07500)

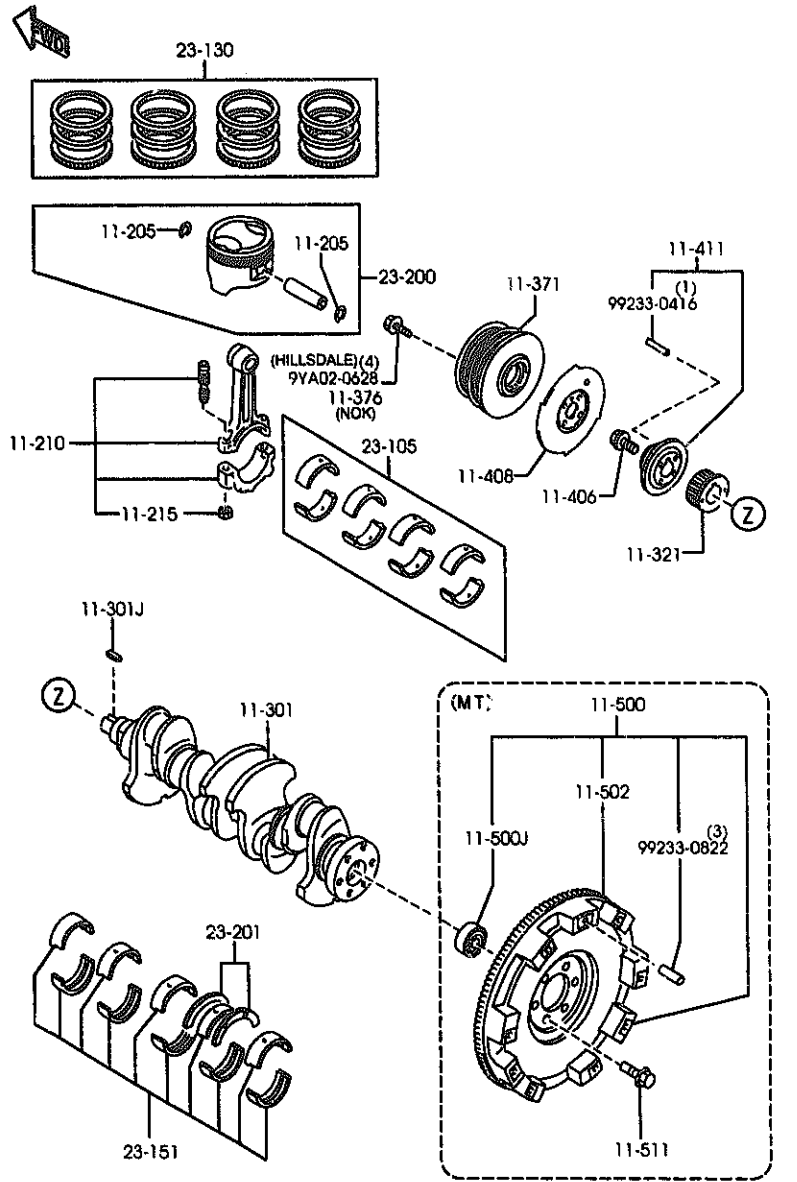
1040A -2 * OIL PAN & TIMING COVER

PART NO.	QTY	MODEL/RESTRICTION	MODEL/RESTRICTION	MODEL/RESTRICTION	FROM-TO
10-512		GASKET(L)			
B61P-10-512	1	NON ASBESTOS			
10-513D		GASKET(INN),TIMING B			
B61P-10-513	1	ELT(L) NON ASBESTOS			
10-514D		GASKET(C),TIMING BEL			
B61P-10-514	1	T(L) NON ASBESTOS			
10-521A		COVER,TIMING BELT-C.			
B660-10-521B	1				
17-540		PLATE,SEAL-T.BELT CO			
B61P-10-540C	1	VER U			
10-544		RUBBER,SEAL-SEAL PLA			
B61P-10-544	1	TE			
10-602A		SEAL,OIL			
F505-10-602A	2				
10-901		PLATE,END			
BP4X-10-901	1	(AT)			
B61P-10-901B	1	(MT)			
10-910		COVER,END PLATE			
BP4X-10-903	1	(AT)			
11-310		COVER,REAR			
B366-11-310C	1	RYDBI			
11-399A		SEAL,OIL-CRANKSHAFT			
BP05-11-312	1				
23-0451		TUBE,SILICON			
B527-77-739	1				

CAT. AUNA07-05

2000-01

1100A PISTON, CRANKSHAFT & FLYWHEEL



AUNA07

(1N01440)

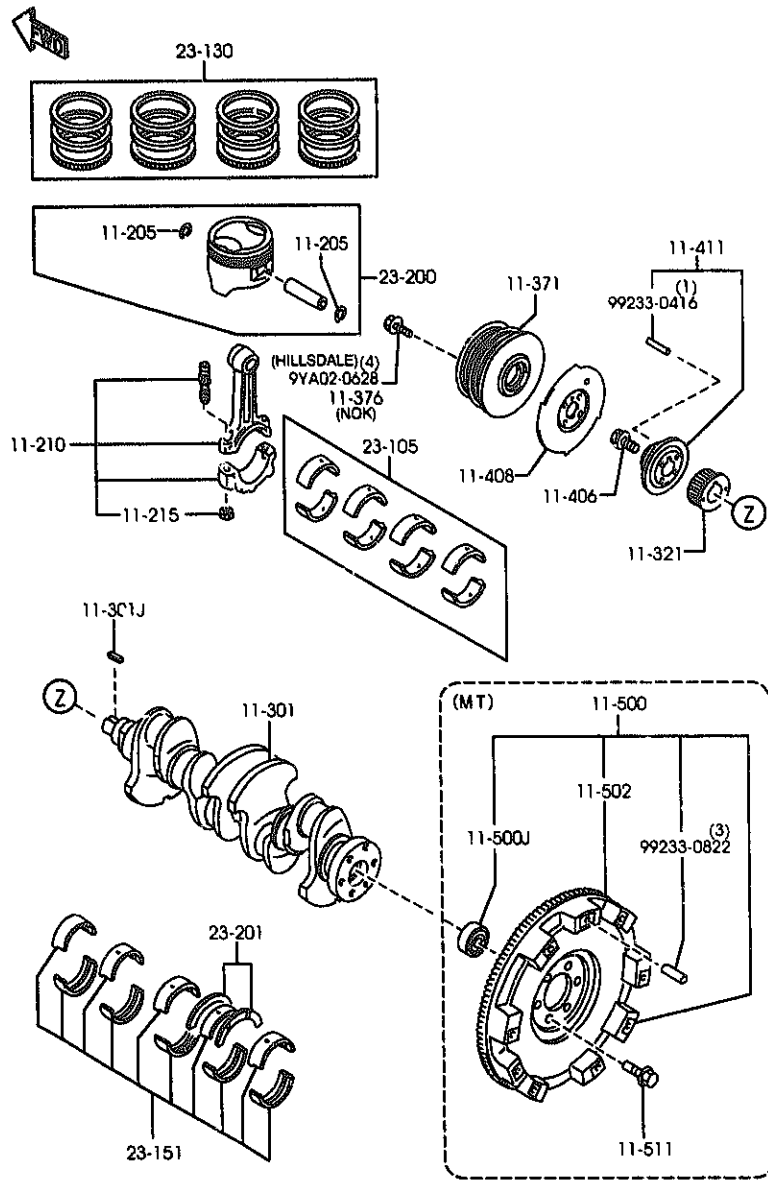
1100A -1 PISTON, CRANKSHAFT & FLYWHEEL

PART NO.	QTY	MODEL/RESTRICTION	MODEL/RESTRICTION	MODEL/RESTRICTION	FROM-TO
11-205		CLIP,PISTON PIN			
0221-11-205	8				
11-210		ROD,CONNECTING			
B6S7-11-210E	6				
11-215		NUT,CONNECTING ROD			
B6S7-11-215A	8				
11-301		CRANKSHAFT			
BP06-11-300C	1				
11-301J		KEY,WOODRUFF-PULLEY			
BSC7-11-317	1				
11-321		PULLEY,TIMING BELT			
BSC7-11-321	1				
11-371		PULLEY,CRANKSHAFT			
BPD4-11-401	1	NOK			
BP4W-11-401	1	HILLSDALE			
11-376		BOLT,PULLEY			
JF01-11-405A	6	OHSAKA RASHI (6X16)			
11-406		BOLT,LOCK-C.SHAFT PULLEY			
BSC7-11-406	1				
11-408		PLATE,CRANKSHAFT PULLEY			
BP4W-11-408	1				
11-411		BOSS,PULLEY			
B6BF-11-400A	1				
11-500		WHEEL,FLY			
BPR7-11-500	1	(MT)			
11-500J		BEARING,BALL-FLY WHEEL			
F801-11-303	1	(MT)			

CAT. AUNA07-05

2000-01

1100A PISTON, CRANKSHAFT & FLYWHEEL



AUNA07

(1N01440)

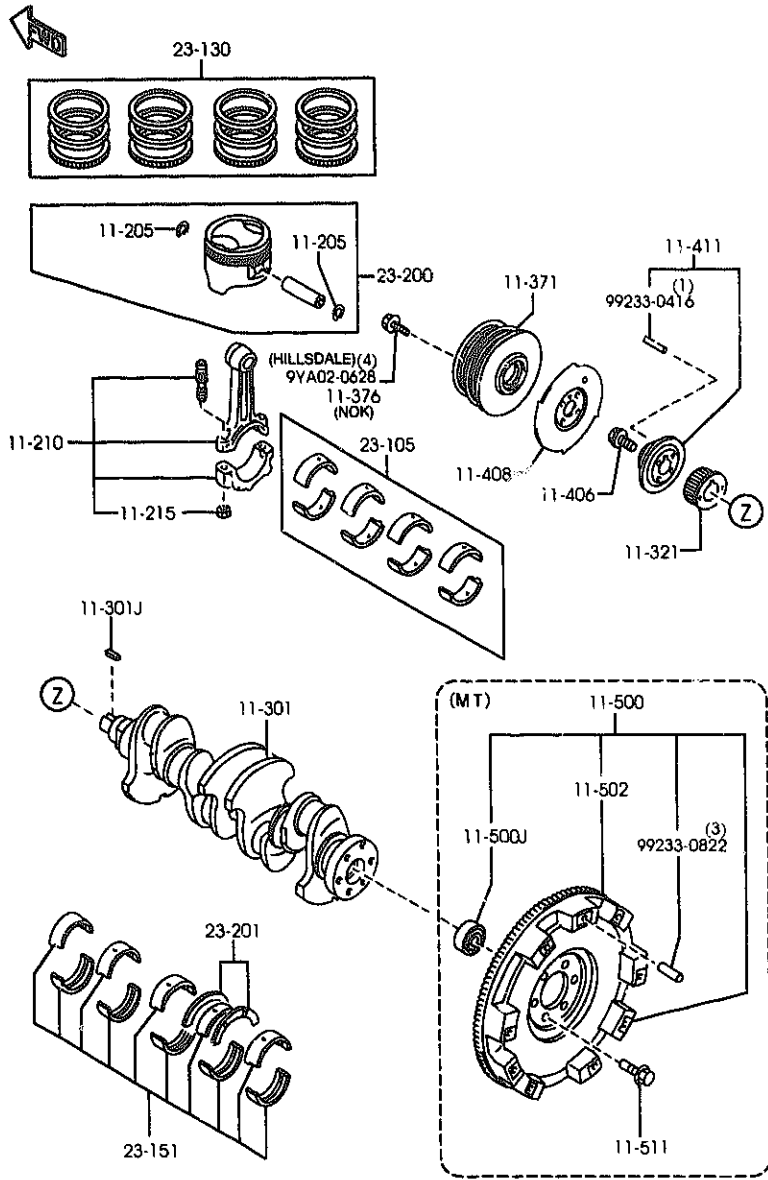
1100A -2 PISTON, CRANKSHAFT & FLYWHEEL

PART NO.	QTY	MODEL/RESTRICTION	MODEL/RESTRICTION	MODEL/RESTRICTION	FROM TO
11-502		GEAR, RING-FLY WHEEL			
B367-11-502	1	YOSHIMA (MT)			
0110-11-502	1	KANDA (MT)			
11-511		BOLT, LOCK-FLYWHEEL			
F201-11-511A	6 (MT)				
23-105		METAL SET, CONN. ROD STD.			
B6V2-11-SE0A	1				
B6V2-11-SFXA	1	O.S. 0.50			
B6V2-11-SFYA	1	O.S. 0.75			
B6V2-11-SF0A	1	O.S. 0.25			
23-130		RING SET, PISTON STD.			
BP20-11-SC0A	1				
BP20-11-SDXA	1	O.S. 0.50			
BP20-11-SD0A	1	O.S. 0.25			
23-151		METAL SET, MAIN BRG. STD.			
B6V2-11-SG0	1				
B6V1-11-SHX	1	O.S. 0.50			
B6V1-11-SHY	1	O.S. 0.75			
B6V1-11-SH0	1	O.S. 0.25			
23-200		PISTON SET STD.			
BP20-11-SA0	4				
BP20-11-SBX	4	O.S. 0.50			
BP20-11-SB0	4	O.S. 0.25			

CAT. AUNA07-05

2000-01

1100A PISTON, CRANKSHAFT & FLYWHEEL



AUNA07

(1N01440)

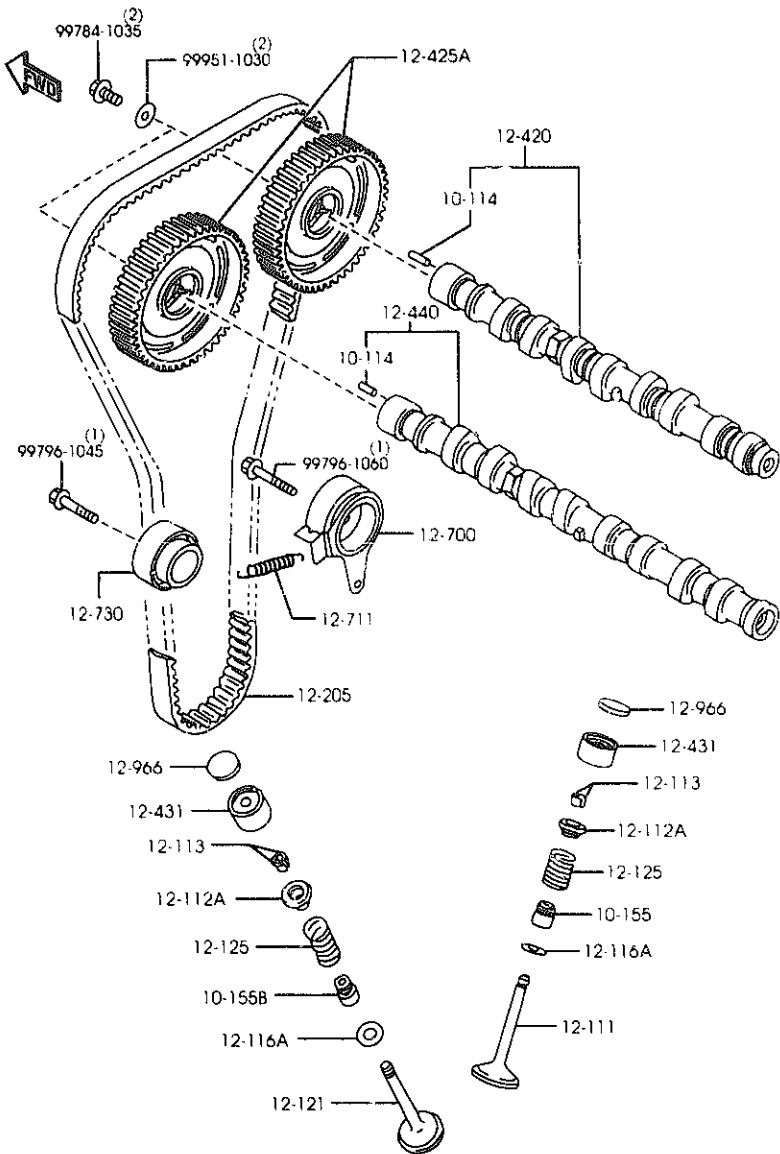
1100A -3 * PISTON, CRANKSHAFT & FLYWHEEL

PART NO.	QTY	MODEL/RESTRICTION	MODEL/RESTRICTION	MODEL/RESTRICTION	FROM-TO
23-201					
B6Y1-11-SJ0	1	METAL SET, THRUST STD.			
B6Y1-11-SKX	1	O.S. 0.50			
B6Y1-11-SKY	1	O.S. 0.75			
B6Y1-11-SK0	1	O.S. 0.25			

CAT. AUNA07-05

2000-01

1200A VALVE SYSTEM



1200A -1 VALVE SYSTEM

PART NO.	QTY	MODEL/RESTRICTION	MODEL/RESTRICTION	MODEL/RESTRICTION	FROM TO
10-114		PIN, SET-CAMSHAFT			
F801-10-114	2				
10-155		SEAL, VALVE			
KL01-10-155	8	NOK			
10-155B		SEAL, VALVE			
KL02-10-155	8	NOK			
12-111		VALVE, INLET			
BP2Y-12-111	8				
BP4W-12-111	8				
12-112A		SEAT, VALVE SPG-UP.			
B68F-12-113	16				
12-113		COTTER, VALVE-IN.			
FSD1-12-114	32				
12-116A		SEAT, VALVE SPG.-LWR			
B660-12-123A	16				
12-121		VALVE, EXHAUST			
BP4W-12-121	8				
12-125		SPRING, VALVE			
BP2Y-12-125A	16				
12-205		BELT, TIMING			
B657-12-205D	1	UNITTA			
12-420		CAMSHAFT			
BP4W-12-420	1				
12-425A		PULLEY, CAMSHAFT			
BP4W-12-425	2				
12-431		TAPPET			
BP2Y-12-183	16				

-8A01
8A01-

8A01 NB353K-122764

AUNA07

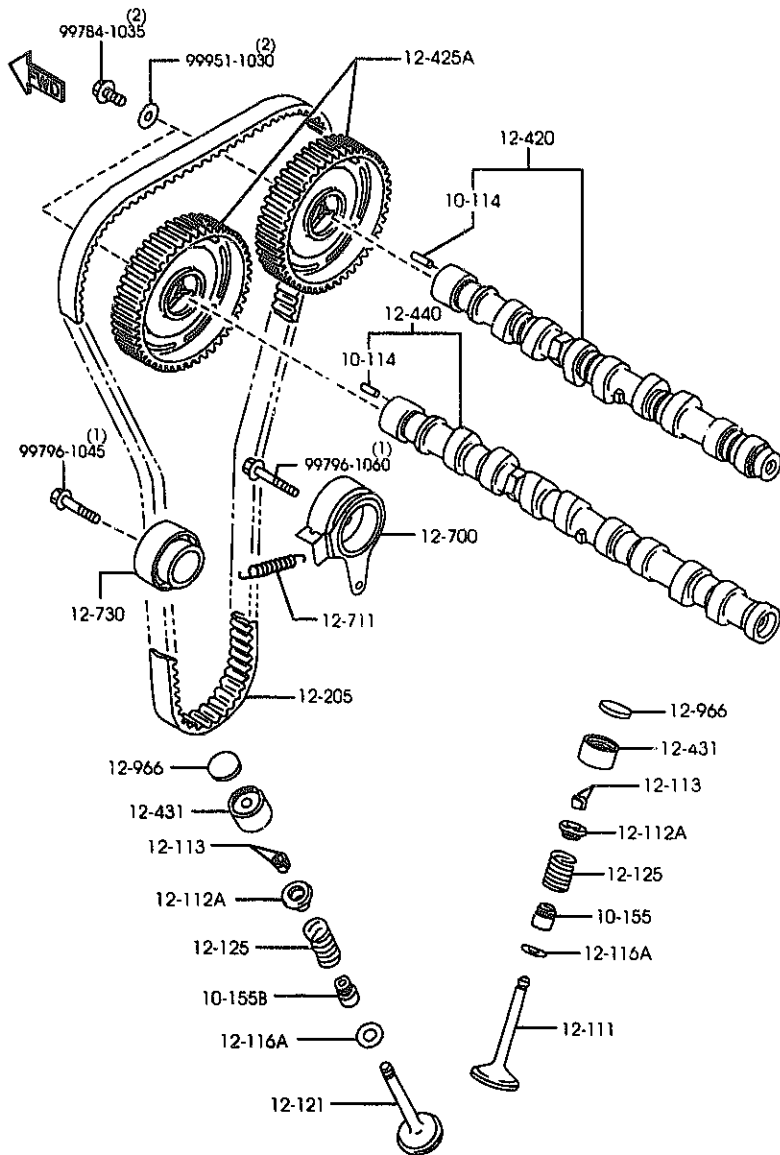
(1N07110)

CAT. AUNA07-05

2000-01

1200A VALVE SYSTEM

1200A -2 * VALVE SYSTEM



PART NO.	QTY	MODEL/RESTRICTION	MODEL/RESTRICTION	MODEL/RESTRICTION	FROM-TO
12-440		CAMSHAFT, EXHAUST			
BP4W-12-440	1				
12-700		TENSIONER, TIMING BELT			
B660-12-700E	1				
12-711		SPRING, TENSIONER			
B660-12-711C	1				
12-730		IDLER, TIMING BELT			
B660-12-730C	1				
12-966		DISC, ADJUSTING			
Z5V1-12-541	16	T=2.750MM			
Z5Y2-12-541	16	T=2.800MM			
Z5Y3-12-541	16	T=2.850MM			
Z5V4-12-541	16	T=2.900MM			
Z5Y5-12-541	16	T=2.950MM			
Z5Y6-12-541	16	T=3.000MM			
Z502-12-545	16	T=3.052MM			
Z502-12-552	16	T=3.100MM			
Z502-12-558	16	T=3.148MM			
Z502-12-565	16	T=3.196MM			
Z502-12-573	16	T=3.252MM			
Z502-12-579	16	T=3.300MM			
Z502-12-586	16	T=3.348MM			
Z502-12-593	16	T=3.396MM			

AUNA07

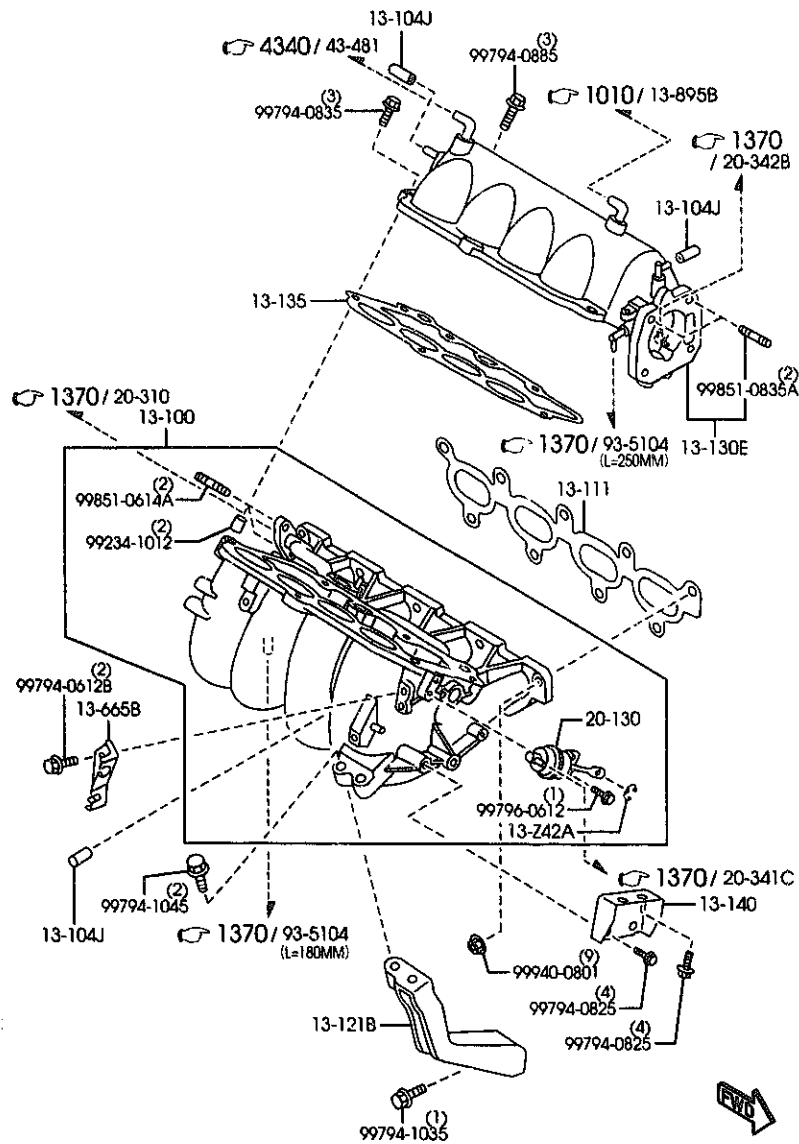
(1N07110)

CAT. AUNA07-05

2000-01

1300A INLET MANIFOLD

1300A -1 * INLET MANIFOLD



PART NO.	QTY	MODEL/RESTRICTION	MODEL/RESTRICTION	MODEL/RESTRICTION	FROM-TC
13-242A		RING, 'E'			
F883-13-242	1				
13-100		MANIFOLD, INLET			
BP5A-13-100A	1				
13-104J		CAP, BLIND			
1010-13-104	3				
13-111		GASKET, IN. MANIFOLD			
BP4W-13-111	1				
13-121B		STAY, MANIFOLD			
BP6B-13-121	1				
13-130E		TANK, SURGE			
BP5A-13-130B	1				
13-135		GASKET			
BP5A-13-135	1				
13-140		BRKT, SURGE TANK			
BP4W-13-141	1				
13-665B		BRACKET, ACCEL WIRE			
BP4W-13-665	1				
20-130		ACTUATOR, SHUTTER VALVE			
BP5A-20-170	1				

AUNA07

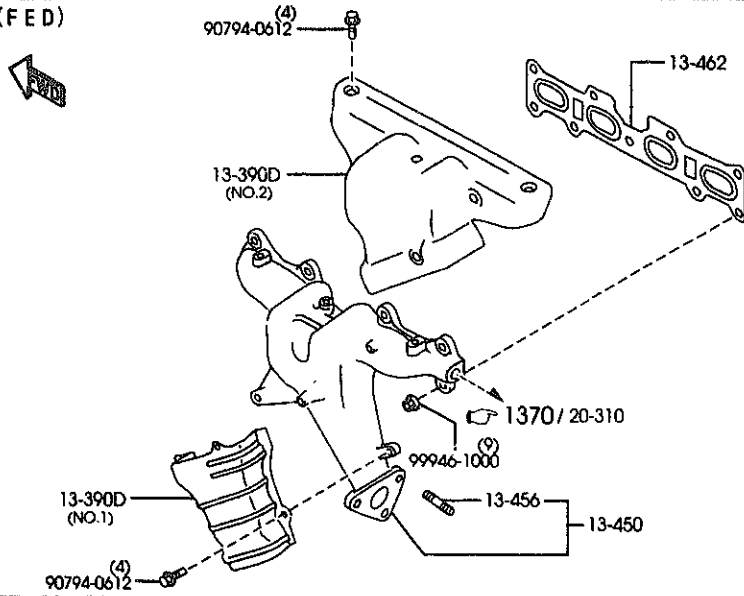
(1N11430)

CAT. AUNA07-05

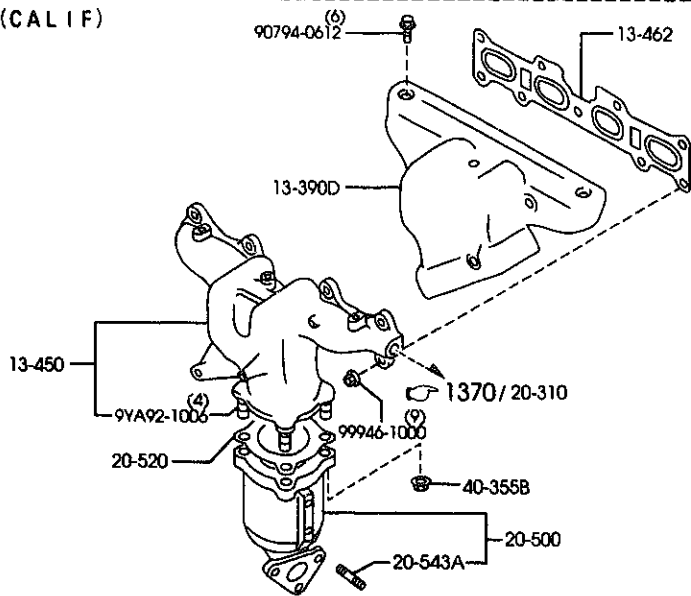
2000-01

1310A EXHAUST MANIFOLD

(FED)



(CALIF)



AUNA07

(1N11440)

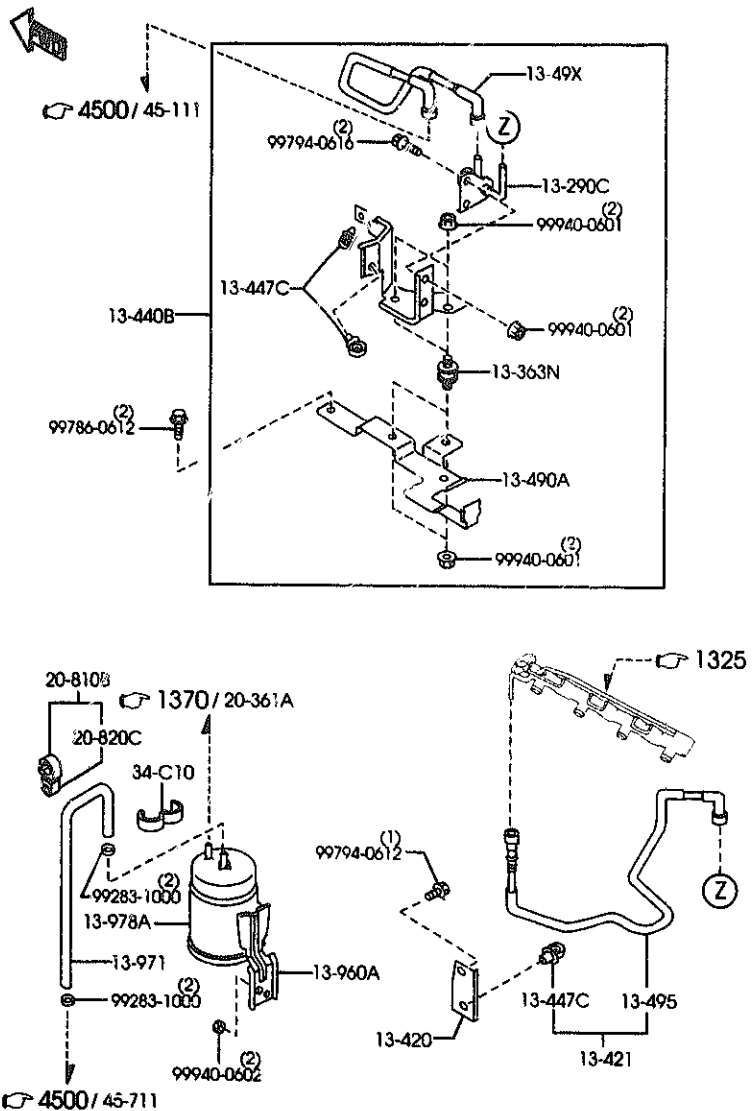
1310A -1 * EXHAUST MANIFOLD

PART NO.	QTY	MODEL/RESTRICTION	MODEL/RESTRICTION	MODEL/RESTRICTION	FROM - TO
13-390D		INSULATOR, EX. MANIFOLD			
BP4W-13-390	1	(ILLUST. NO. 1) (FED)			
BP4Y-13-390A	1	(ILLUST. NO. 2) (FED)			
BP4Z-13-390	1	(CALIF)			
13-450		MANIFOLD, EXHAUST			
RP4W-13-450	1	(FED)			
BP4Y-13-450B	1	(CALIF)			
13-456		STUD			
Z306-13-456	3	(FED)			
13-462		GASKET, EX. MANIFOLD			
BPDS-13-460	1				
20-500		CONVERTER, CATALYST			
BP4Y-20-500C	1	IDENTIFY MARK: BP4Y (CALIF)			
20-520		GASKET, CAT.			
BP4Y-20-520A	1	(CALIF)			
20-543A		STUD			
6501-20-WA1	3	(CALIF)			
40-355B		NUT			
JE10-40-355	4	(CALIF)			

CAT. AUNA07-05

2000-01

1320A FUEL SYSTEM



1320A -1 FUEL SYSTEM

PART NO.	QTY	MODEL/RESTRICTION	MODEL/RESTRICTION	MODEL/RESTRICTION	FROM-TO
13-290C		DAMPER, PULSATION			
BP4X-20-180	1				
13-363N		RUBBER, MOUNTING			
0222-13-363	2				
13-420		BRACKET			
BP5A-13-425A	1				
13-421		HOSE, FUEL MAIN			
BP4W-13-410	1				-8212-
AN(BP4W-13-410A)					
BP4W-13-410A	1				8212-
13-440B		BRACKET, FUEL FILTER			
BP4W-13-44VA	1				
13-447C		CLAMP, HOSE			
BP4W-13-447	3				
13-49X		HOSE, FUEL			
BP4W-13-49XA	1				
13-490A		BRACKET, FUEL FILTER			
BP4W-13-440	1				-8212-
13-495		HOSE, FUEL			
BP4W-13-495	1				-8212-
AN(BP4W-13-495A)					
BP4W-13-495A	1				8212-
13-960A		BRACKET, CANISTER			
B61P-13-960	1				
13-971		HOSE, VENTILATION			
BP4W-13-971	1				
13-978A		TANK, CATCH			
JE96-13-978	1				
20-810B		CLIP			

8212 NB353R-107693

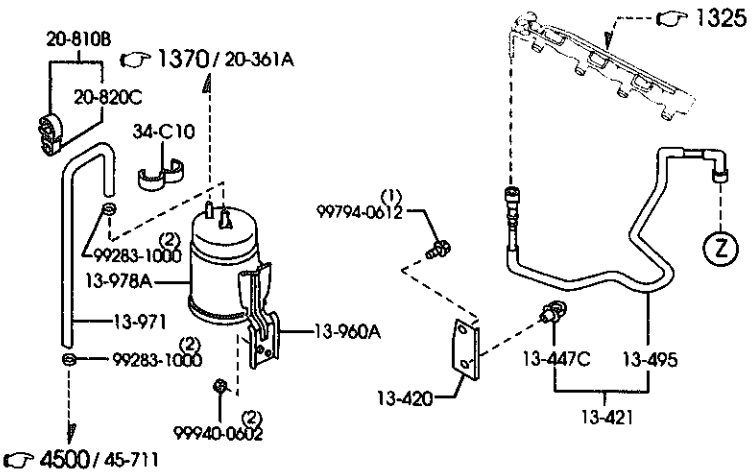
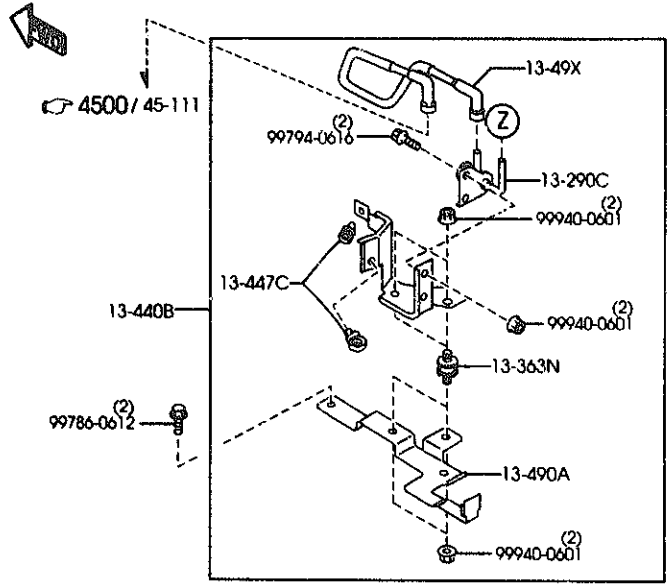
AUNA07

(1N11450)

CAT. AUNA07-05

2000-01

1320A FUEL SYSTEM



1320A -2 # FUEL SYSTEM

PART NO.	QTY	MODEL/RESTRICTION	MODEL/RESTRICTION	MODEL/RESTRICTION	FROM-TO
CONT'D					
B542-20-810	1				
		+-----+			
		20-820C			
		+-----+			
B567-20-811	1				
		+-----+			
		34-C10			
		+-----+			
B214-34-C10	1				

AUNA07

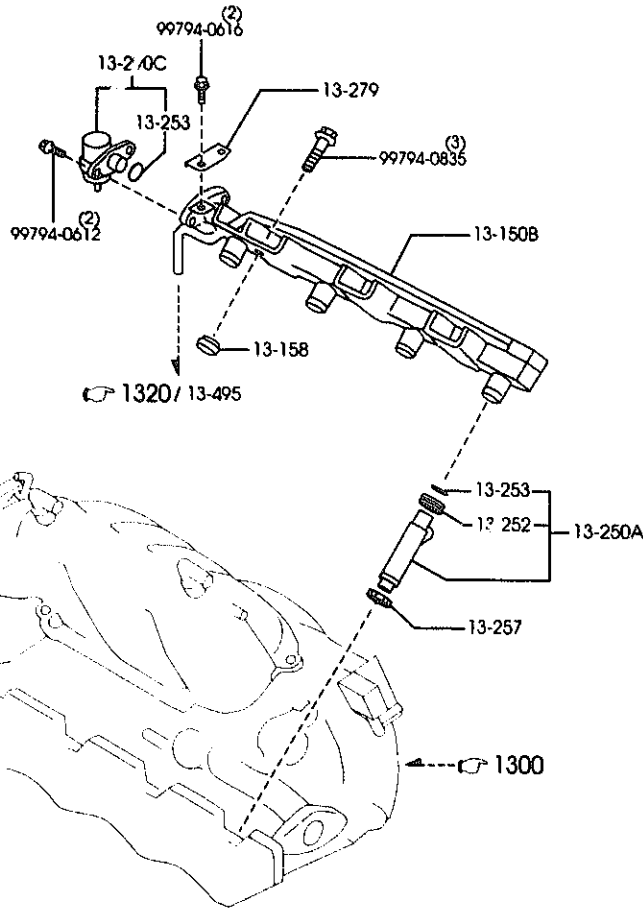
(1N11450)

CAT. AUNA07-05

2008-01

1325A FUEL DISTRIBUTOR

1325A -1 # FUEL DISTRIBUTOR



PART NO.	QTY	MODEL/RESTRICTION	MODEL/RESTRICTION	MODEL/RESTRICTION	FROM-TO
13-150B		DISTRIBUTOR, FUEL			
BP5A-13-150A	1				
13-150		INSULATOR, FUEL DIST.			
B675-13-150	3				
13-250A		INJECTION, FUEL-W.P.E LECT.			
BP4W-13-250	4				
13-252		GROMMET			
8574-13-252	4				
13-253		RING, 'O'			
8574-13-253	5				
13-257		INSULATOR, INJECTION			
8574-13-257	4				
13-279		BRACKET			
BP4W-13-279	1				
13-290C		DAMPER, PULSATION			
BP4W-20-180	1				

AUNA07

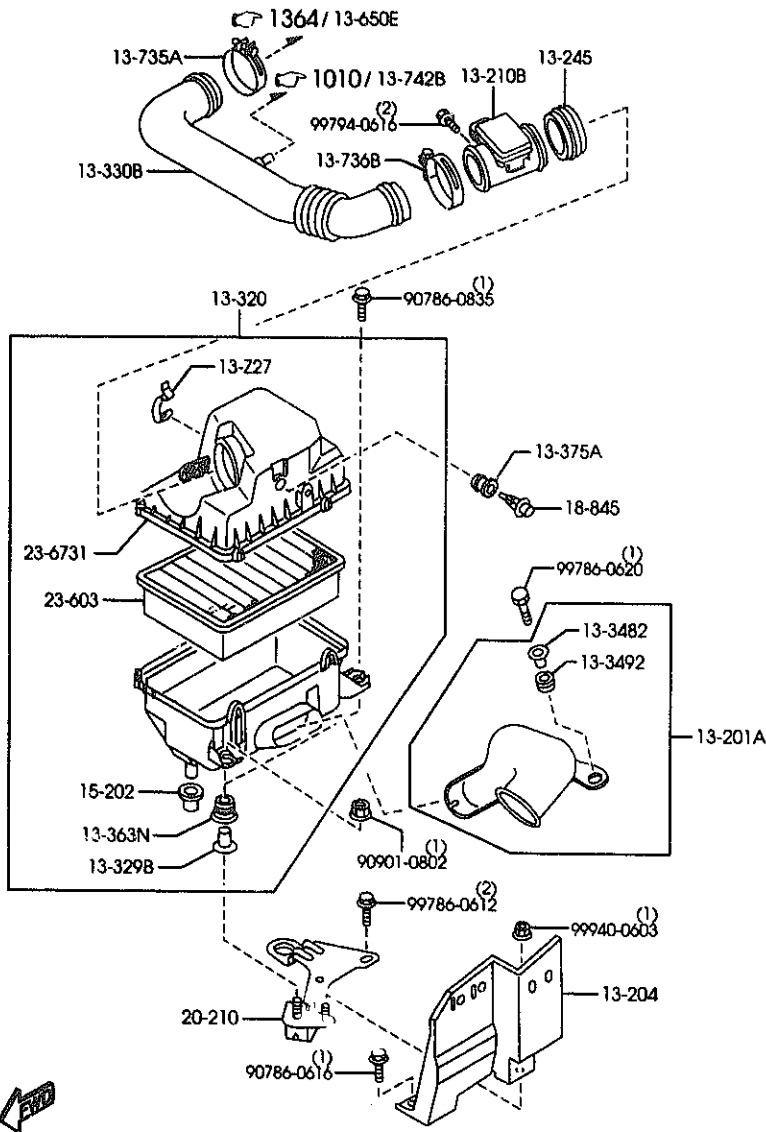
(1N11460)

CAT. AUNA07-05

2000-01

1330A AIR CLEANER

1330A -1 AIR CLEANER



PART NO.	QTY	MODEL/RESTRICTION	MODEL/RESTRICTION	MODEL/RESTRICTION	FROM-TO
13-227		CLIP			
B593-13-227	2				
13-201A		DUCT, FRESH AIR			
BP4W-13-200	1				
13-204		BAFFLE, AIR INTAKE			
BP4W-13-204 AN(BP4W-13-204A)	1				-8109
BP4W-13-204A	1				8109-
13-210B		SENSOR, AIR FLOW			
FP39-13-215	1				
13-245		JOINT, RUBBER			
B578-13-245B	1				
13-320		CLEANER, AIR			
BP4W-13-320A	1				
13-329B		SPACER			
FES1-13-329	2				
13-330B		PIPE, AIR INTAKE			
BP4W-13-331A	1				
13-3482		SPACER, AIR INT. PIPE			
SLA1-13-321	1				
13-3492		INSULATOR			
SS01-13-349	1				
13-363N		RUBBER, MOUNTING			
FES1-13-363	2				
13-375A		GROMMET, EX. INSULATOR -LOW			
KL47-13-375	1				
13-735A		CLAMP, HOSE			
B595-13-735	1				-8120
BP4W-13-735	1				8120-
8109 NB353N-103296 8120 NB353N-105093					

AUNA07

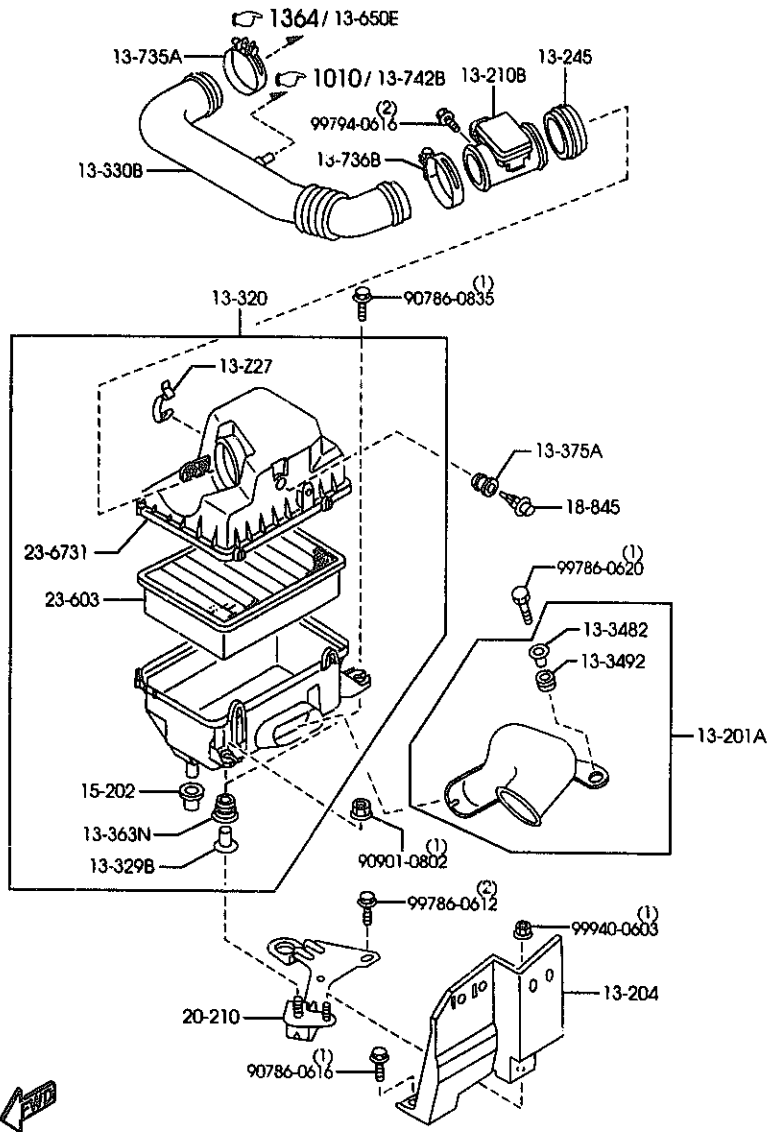
(1N11470)

CAT. AUNA07-05

2000-01

1330A AIR CLEANER

1330A -2 * AIR CLEANER



PART NO.	QTY	MODEL/RESTRICTION	MODEL/RESTRICTION	MODEL/RESTRICTION	FROM-TO
13-736B		CLAMP, HOSE			
B6CK-13-735	1				
15-202		RUBBER, MOUNT			
B61P-13-266	1				
18-845		SENSOR, IN. AIR TEMP			
BP4W-18-845	1				
20-210		BRACKET, AIR CLEANER			
BP4W-20-210	1				
23-603		ELEMENT, AIR CLEANER			
FS05-13-240	1				
23-6731		COVER, AIR CLEANER			
BP4W-13-201A	1				

AUNA07

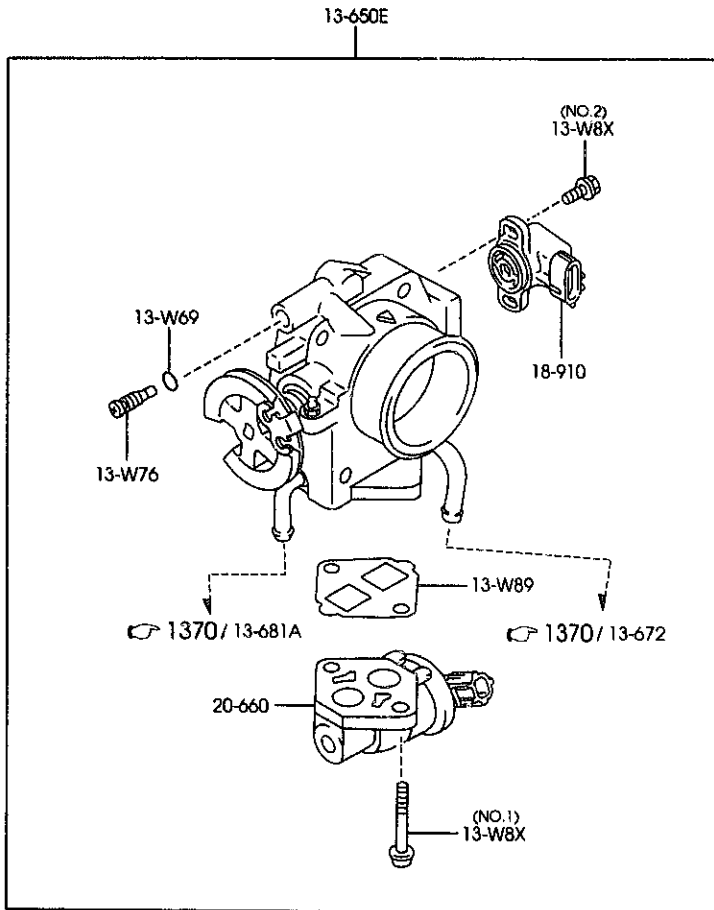
(1N11470)

CAT. AUNA07-05

2000-01

1364A THROTTLE BODY

1364A -1 * THROTTLE BODY



PART NO.	QTY	MODEL/RESTRICTION	MODEL/RESTRICTION	MODEL/RESTRICTION	FROM TO
13-W69		RING, 'O'			
K801-13-W69	1				
13-W76		SCREW, ID. ADJUST.-TH. BODY			
K801-13-W76	1				
13-W8X		SCREW & WASHER SET			
BP2Y-13-W8X	2	(ILLUST. NO. 1)			
B551-13-W8X	2	(ILLUST. NO. 2)			
13-W89		GASKET, THERMO			
BP2Y-13-W89	1				
13-650E		BODY, THROTTLE			
BP4W-13-640 AN(BP4W-13-640A)	1	(MT)			-7C03
BP4X-13-640 AN(BP4X-13-640A)	1	(AT)			-7C03
BP4W-13-640A	1	(MT)			7C03-
BP4X-13-640A	1	(AT)			7C03-
18-910		SENSOR, THROTTLE-CARB			
BP2Y-18-911A	1				
20-660		VALVE, IDLE AIR CONTROL			
BP2Y-20-660	1				-7C03
BP4W-20-660	1				7C03-

7C03 NB353H-100063



AUNA07

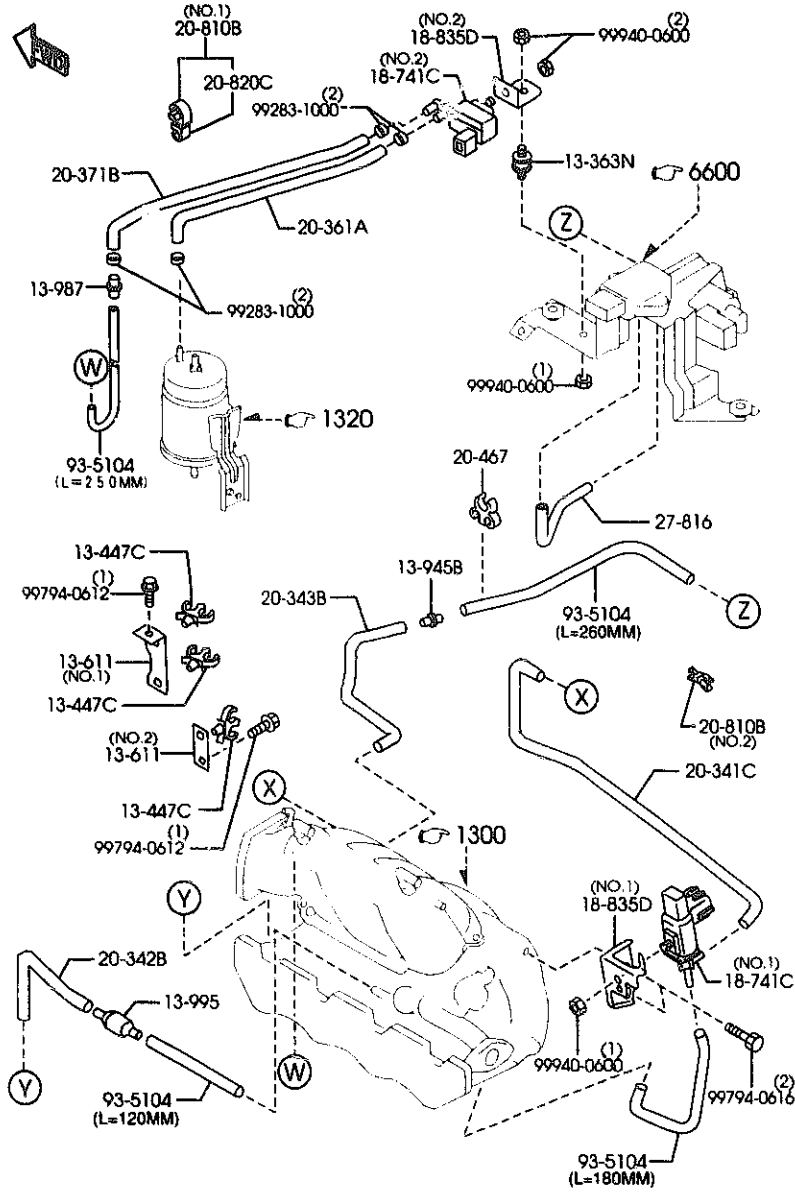
(1N09600)

CAT. AUNA07-05

2000-01

1370A EMISSION CONTROL SYSTEM (INLET SIDE)

(1/2)

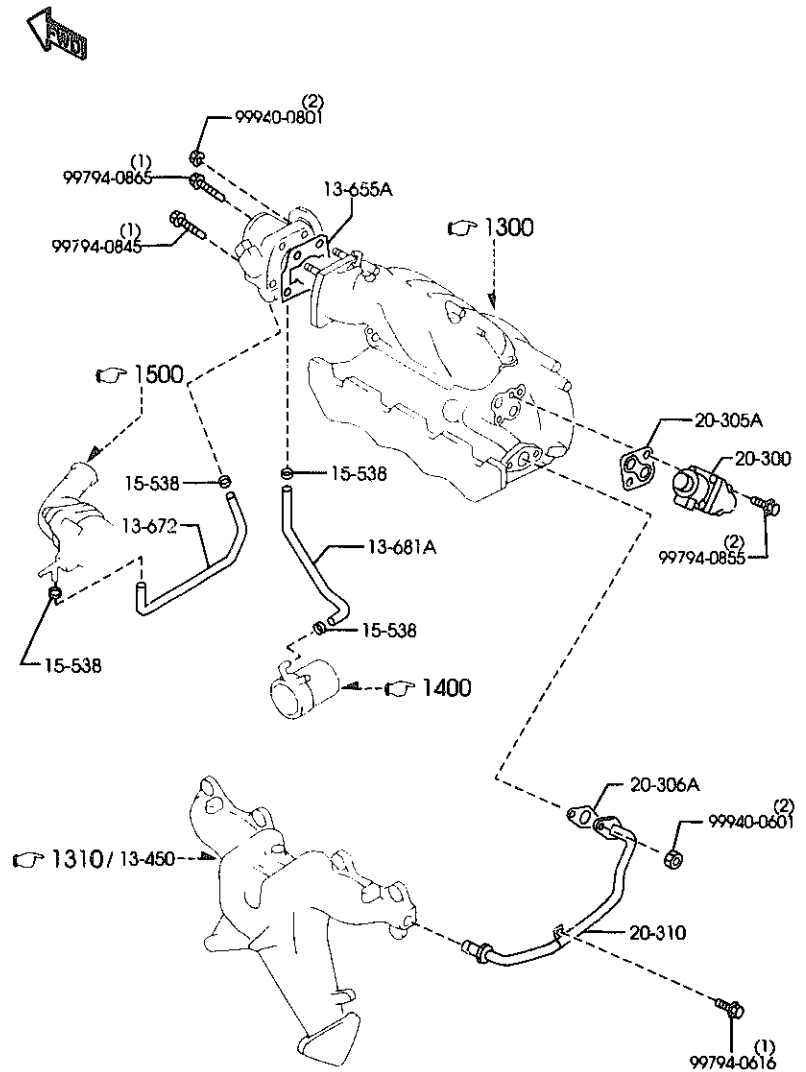


AUNA07

(1N11481)

1370A EMISSION CONTROL SYSTEM (INLET SIDE)

(2/2)

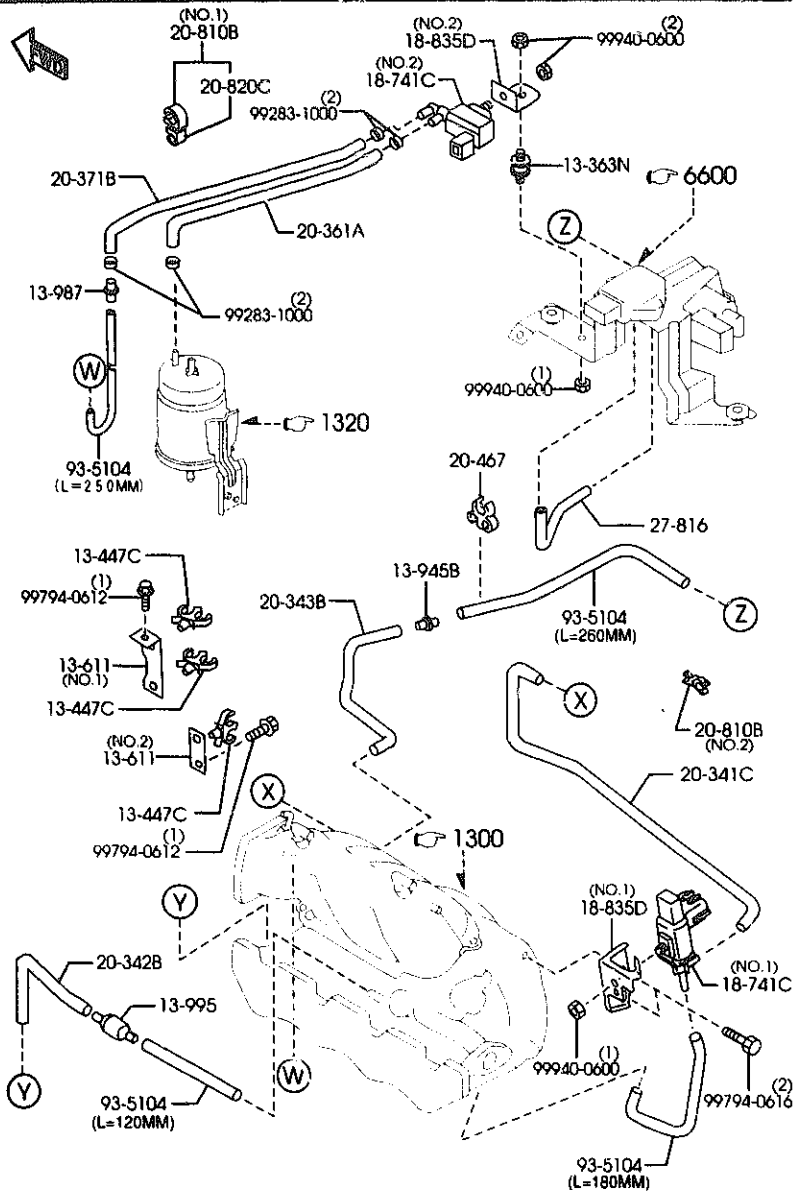


AUNA07

(1N11482)

1370A EMISSION CONTROL SYSTEM (INLET SIDE)

(1/2)



AUNA07

(1N11481)

1370A -1 EMISSION CONTROL SYSTEM (INLET SIDE)

PART NO.	QTY	MODEL/RESTRICTION	MODEL/RESTRICTION	MODEL/RESTRICTION	FROM-TO
13-363N		RUBBER, MOUNTING			
0222-13-363	1				
13-447C		CLAMP, HOSE			
RF67-13-447	3				
13-611		BRACKET			
BP4W-13-641	1	(ILLUST. NO. 1)			
BP4W-13-642	1	(ILLUST. NO. 2)			
13-655A		GASKET			
B6BF-13-655	1				
13-672		HOSE, WATER			
BP4W-13-682	1				
13-681A		HOSE, WATER			
BP4W-13-681B	1				
13-945B		CONNECTOR			
F807-13-945	1				
13-987		HARNES, WIRING			
SL44-13-987	1				
13-995		VALVE, CHECK			
HE41-13-995	1				
15-538		CLAMP, WATER HOSE			
B6BF-15-538	4				
18-741C		VALVE, SOLENOID			
BP5W-18-741	1	(ILLUST. NO. 1)			
Z504-18-741	1	(ILLUST. NO. 2)			
KL65-18-741	1	(ILLUST. NO. 2)			
18-835D		BRACKET, SOLENOID VALVE			
BP5W-18-836B	1	(ILLUST. NO. 1)			
BP4W-18-837	1	(ILLUST. NO. 2)			
7C24 NB353H-102379					

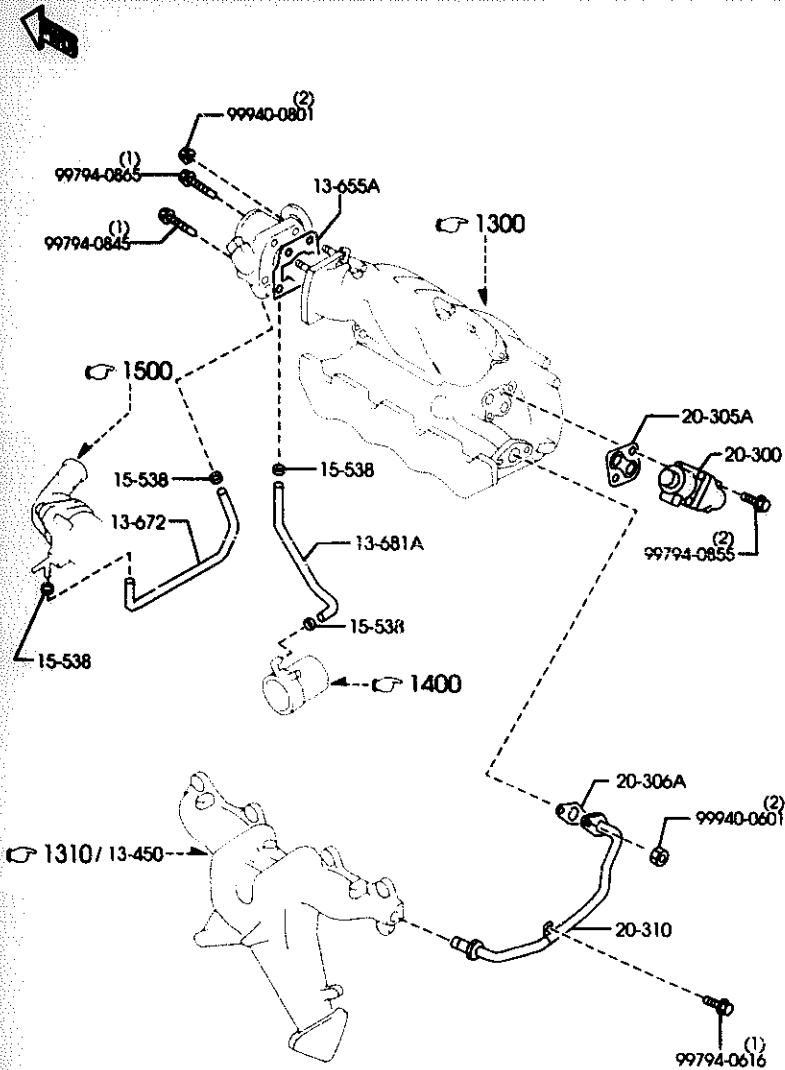
-7C24
7C24-

CAT. AUNA07-05

2006-01

1370A EMISSION CONTROL SYSTEM (INLET SIDE)

(2/2)



AUNA07

(1N11482)

1370A -2 EMISSION CONTROL SYSTEM (INLET SIDE)

PART NO.	QTY	MODEL/RESTRICTION	MODEL/RESTRICTION	MODEL/RESTRICTION	FROM-TO
20-300	1	VALVE, E.G.R.			-8907
BP4W-20-300 A (BP4W-20-300A)	1				8907-
BP4W-20-300A	1				
20-305A	1	GASKET, E.G.R. VALVE			
JE27-20-305A	1				
20-306A	1	GASKET			
JE06-20-306	1				
20-310	1	PIPE, E.G.R.			
BP4W-20-310A	1				
20-341C	1	TUBE, VACUUM			
BP4W-20-341A	1				
20-342B	1	TUBE, VACUUM			
BP4W-20-342	1				
20-343B	1	TUBE, VACUUM			
BP4W-20-343	1				
20-361A	1	TUBE, VACUUM			
BP4W-20-361B	1				
20-371B	1	TUBE, VACUUM			
BP4W-20-371B	1				
20-467	1	CLIP, HOSE			
JF03-20-467	1				
20-810B	1	CLIP			
JE15-20-810	1	(ILLUST. NO.1)			
KLL5-20-810	1	(ILLUST. NO.2)			
20-820C	1	CLIP, HOSE			
B367-20-811	1				
27-816	1	HOSE, VACUUM			
MOC7-27-816	1				

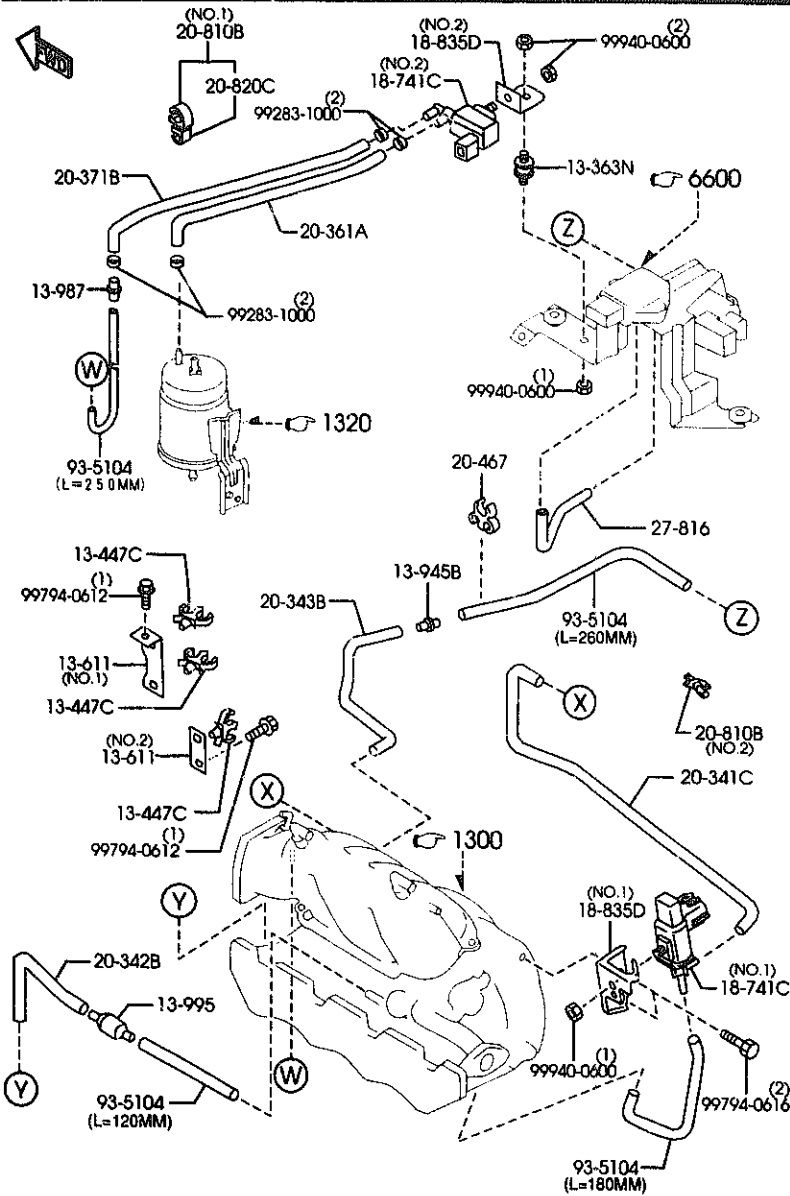
8907 NB353M-122394

CAT. AUNA07-05

2000-01

1370A EMISSION CONTROL SYSTEM (INLET SIDE)

(1/2)



AUNA07

(1N11481)

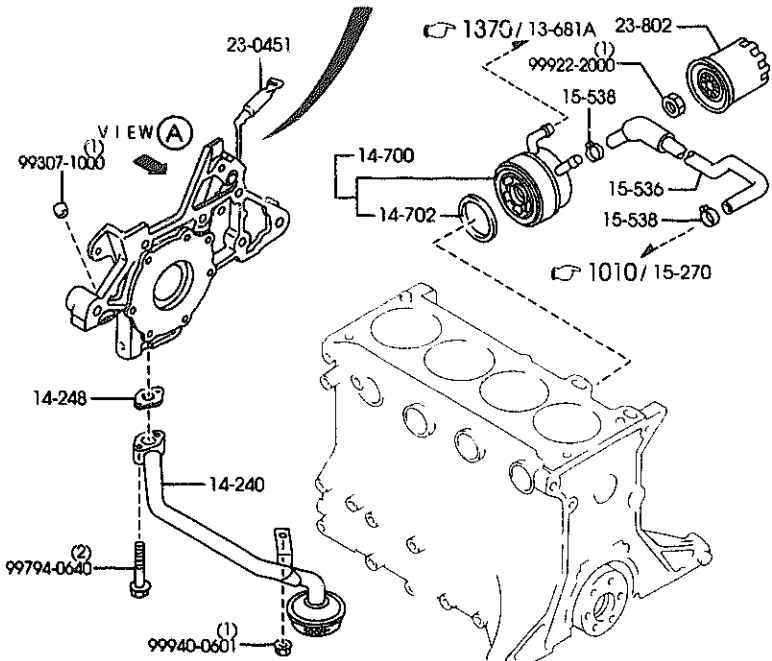
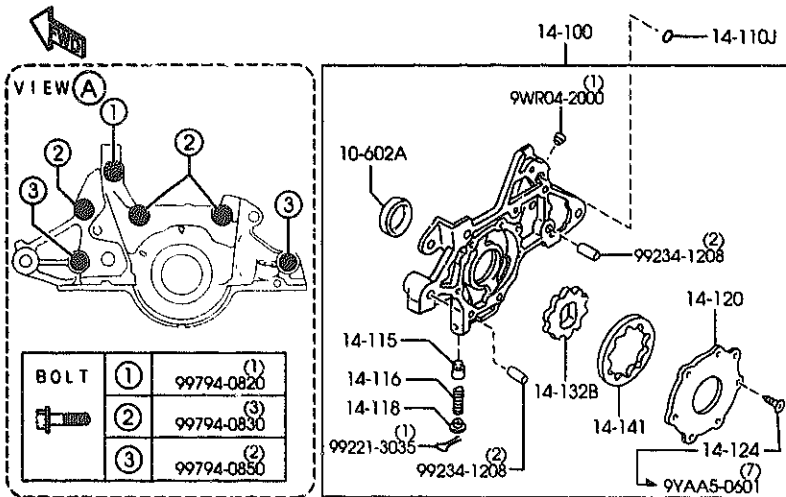
1370A -3 * EMISSION CONTROL SYSTEM (INLET SIDE)

PART NO.	QTY	MODEL/RESTRICTION	MODEL/RESTRICTION	MODEL/RESTRICTION	FROM-TO
93-5104		HOSE			
99351-04999	1	L=1M CUT IT TO USE			

CAT. AUNA07-05

2000-01

1400A OIL PUMP & FILTER



AUNA07

(1N11490)

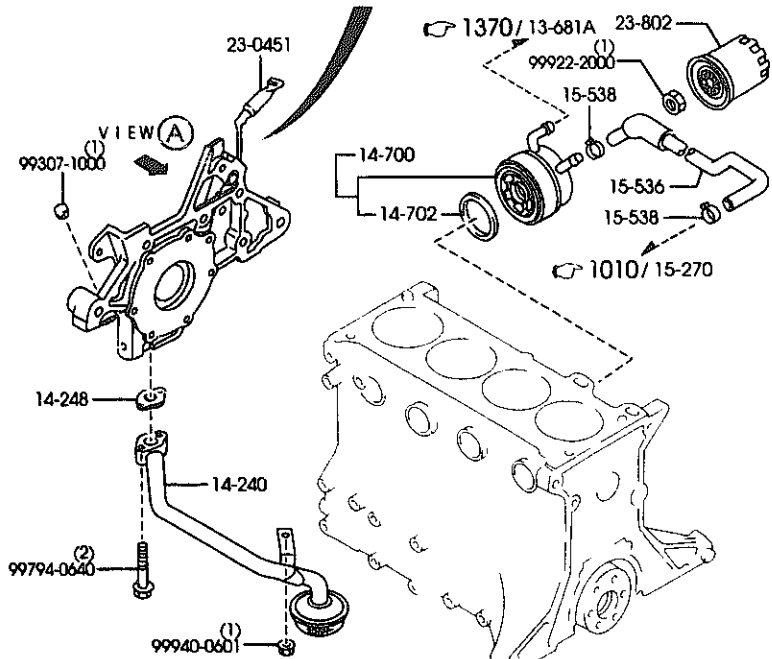
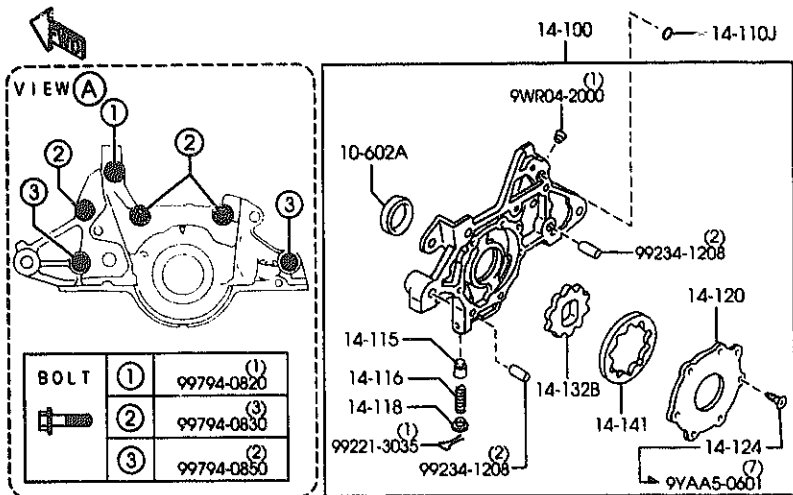
1400A -1 OIL PUMP & FILTER

PART NO.	QTY	MODEL/RESTRICTION	MODEL/RESTRICTION	MODEL/RESTRICTION	FROM-TO
10-602A	1	SEAL,OIL			
B3C7-10-602A	1	NON ASBESTOS			
14-100	1	PUMP,OIL			
BP4W-14-100	1	IDENTIFY MARK (BP4W)			-9301
ZL01-14-100 AN(BP4W-14-100)	1	IDENTIFY MARK (ZL01)			-9301
BP5A-14-100	1	IDENTIFY MARK (BP4W)			9301-
14-110J	1	RING,'O'			
FE1H-14-122A	1				
14-115	1	PLUNGER,CONTROL			
FS01-14-115	1	(IDENTIFY MARK (B65B))			-9301
ZL01-14-115	1	(IDENTIFY MARK (ZL01))			-9301
0221-14-115	1				9301-
14-116	1	SPRING,PRESSURE			
0324-14-116B	1	(IDENTIFY MARK (B65B))			
ZL01-14-116	1	(IDENTIFY MARK (ZL01))			-9301
14-118	1	SHEET,SPRING			
0222-14-118	1	(IDENTIFY MARK (B65B))			
ZL01-14-118	1	(IDENTIFY MARK (ZL01))			-9301
14-120	1	COVER,OIL PUMP			
B6BF-14-121	1	(IDENTIFY MARK (B65B))			
ZL01-14-121	1	(IDENTIFY MARK (ZL01))			-9301
14-124	7	SCREW,OIL PUMP COVER			
ZL01-14-124	7	SANVCS (IDENTIFY MARK (ZL01))			-9301
FE1H-14-124	7	(IDENTIFY MARK (B65B))			-9601
9301 NB353R-133012					
9601 NB353R-138251					

CAT. AUNA07-05

2000-01

1400A OIL PUMP & FILTER



AUNA07

(1N11490)

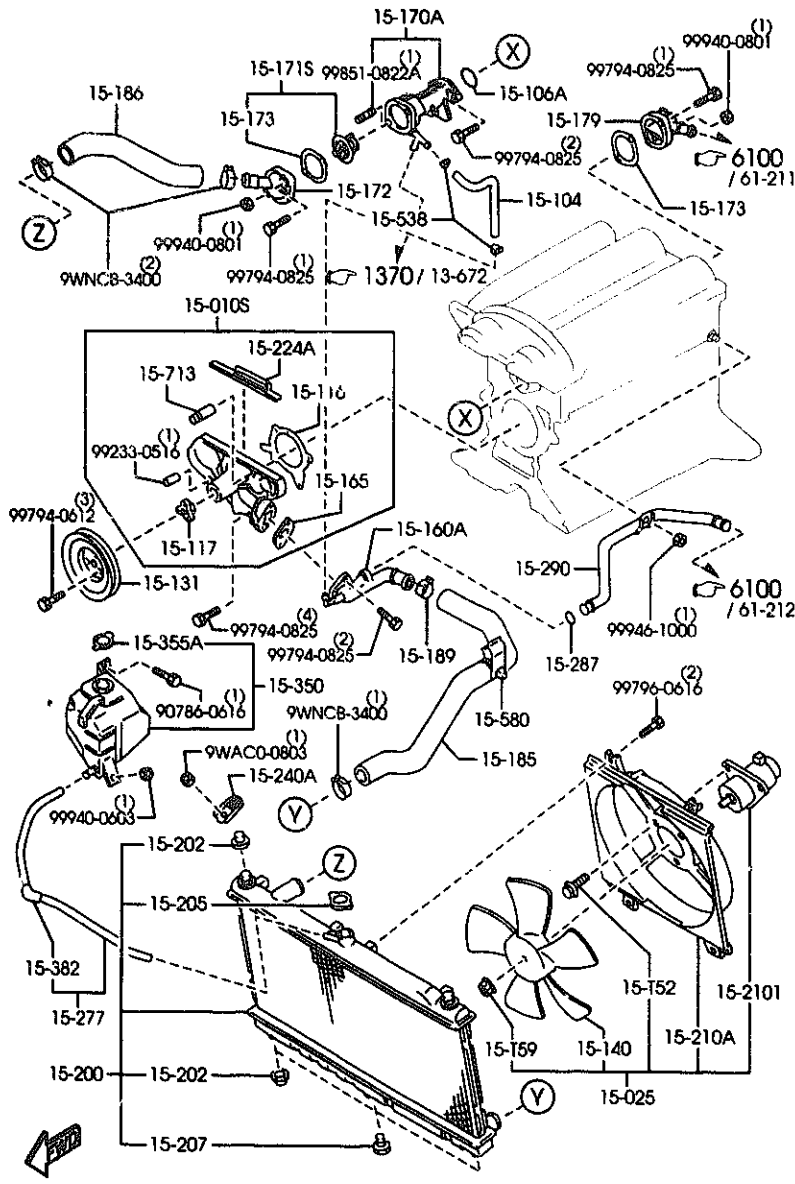
1400A -2 * OIL PUMP & FILTER

PART NO.	QTY	MODEL/RESTRICTION	MODEL/RESTRICTION	MODEL/RESTRICTION	FROM-TO
CONT'D					
14-132B		GEAR, INNER			
B6S7-14-132	1	(IDENTIFY MARK (B6S8))			-9301
ZL01-14-132	1	(IDENTIFY MARK (ZL01))			
14-141		GEAR, OUTER			
B6S7-14-141	1	(IDENTIFY MARK (B6S8))			
ZL01-14-141	1	(IDENTIFY MARK (ZL01))			
14-240		STRAINER, OIL			
BPE8-14-240	1				
14-248		GASKET, OIL STRAINER			
B6BF-14-248	1				
14-700		COOLER, OIL			
BPE8-14-700	1				
14-702		GASKET			
KL01-14-702A	1				
15-536		HOSE, WATER-OIL COOLER IN.			
BP4W-15-536A	1				
15-538		CLAMP, WATER HOSE			
B6BF-15-538	2				
23-0451		TUBE, SILICON			
B527-77-739	1				
23-802		CARTRIDGE, OIL FILTER			
B6V1-14-302A	1	(MAZDA MARK T.RDKI)			
B6V2-14-302	1	(MAZDA MARK-TENHEX)			8202-
8202		NB353*-106606			
9301		NB353*-133012			

CAT. AUNA07-05

2000-01

1500A COOLING SYSTEM



AUNA07

(1N11500)

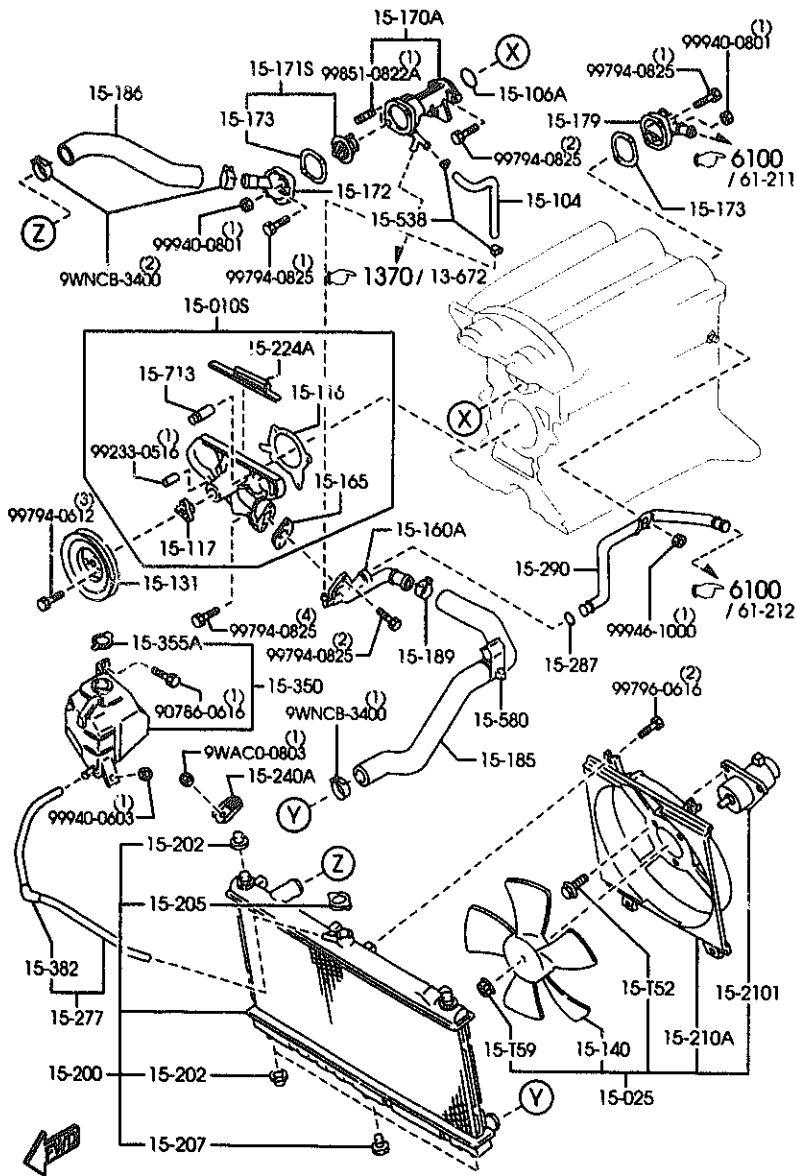
1500A -1 COOLING SYSTEM

PART NO.	QTY	MODEL/RESTRICTION	MODEL/RESTRICTION	MODEL/RESTRICTION	FROM-TO
15-152	3	SCREEN, MOTOR-ELECTRIC FAN			
B65B-15-152					
15-159	1	NUT, COOLING FAN			
B595-15-159					
15-010S	1	PUMP SET, WATER			
BABB-15-010A					
15-025	1	FAN, ELECTRIC			
BP4W-15-025					
15-104	1	HOSE, WATER BY-PASS			
B61P-15-261A					
15-106A	1	RING, 'O'-WATER PUMP			
B61P-15-106					
15-116	1	GASKET, WATER PUMP			
B6BF-15-116					
15-117	1	BOSS, W. PUMP PULLEY			
ES01-15-117					
15-131	1	PULLEY, WATER PUMP			
B3C7-15-131					
15-140	1	FAN, COOLING			
BP4W-15-140					
15-160A	1	INLET, WATER PUMP			
B61P-15-160					
15-165	1	GASKET, W. PUMP INLET NON ASBESTOS			
B621-15-165					
15-170A	1	COVER, THERMO			
BPE8-15-170A					
15-171S		THERMOSTAT SET			

CAT. AUNA07-05

2000-01

1500A COOLING SYSTEM



AUNA07

(1N11500)

1500A -2 COOLING SYSTEM

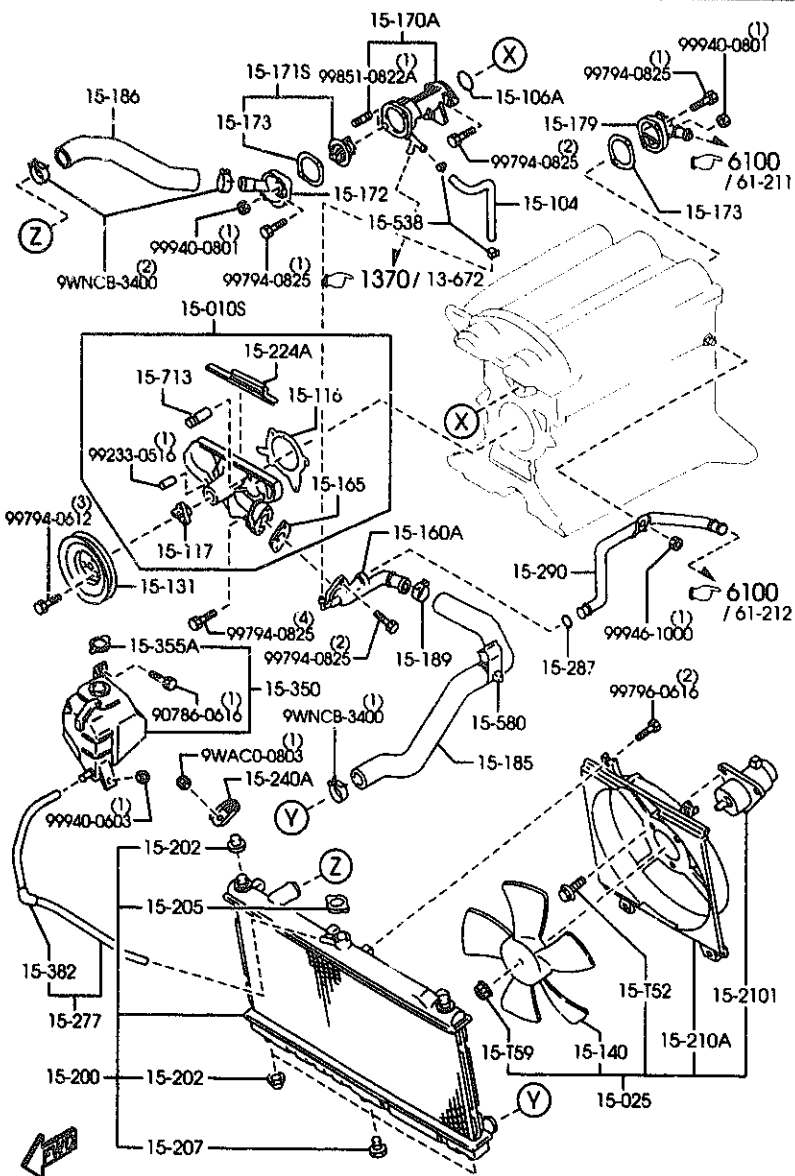
PART NO.	QTY	MODEL/RESTRICTION	MODEL/RESTRICTION	MODEL/RESTRICTION	FROM-TO
CONT'D					
BABE-15-171	1				
15-172		COVER, THERMOSTAT			
BPEB-15-172	1				
15-173		GASKET, THERMOSTAT COVER			
6621-15-173	2	NON ASBESTOS			
15-179		OUTLET, WATER			
BP4W-15-179	1				
15-185		HOSE, WATER			
BP4W-15-185B	1				
15-186		HOSE, WATER			
BP4W-15-186A	1				-7C03
AK(BP4W-15-186B)					
BP4W-15-186B	1				7C03-
15-189		CLAMP, HOSE			
B366-15-182	1				
15-200		RADIATOR			
BP4W-15-200A	1	(HT)			
BP4X-15-200A	1	(AT)			
15-202		RUBBER, MOUNT			
JE48-15-202	4				
15-205		CAP, RADIATOR			
KL01-15-205	1				
15-207		COCK, DRAIN			
NF01-15-203	1	CALSONIC			
15-210A		COWLING, RADIATOR			
BP4W-15-210	1				
15-2101		FAN DRIVE			
Z5A1-15-150	1	CALSONIC			
7C03 NB353X-100063					

CAT. AUNA07-05

2000-01

1560A COOLING SYSTEM

1500A -3 # COOLING SYSTEM



PART NO.	QTY	MODEL/RESTRICTION	MODEL/RESTRICTION	MODEL/RESTRICTION	FROM-TO
CONT'D	1				
+-----+ 15-224A +-----+	1	RUBBER, SEAL			
B660-10-543B	1				
+-----+ 15-240A +-----+	2	BRACKET, RADIATOR UP.			
BP4W-15-231	2				
+-----+ 15-277 +-----+	1	HOSE, WATER SUB TANK			
BP4W-15-380	1				
+-----+ 15-287 +-----+	1	RING, 'O'-WATER BYPASS			
E301-15-287	1				
+-----+ 15-290 +-----+	1	PIPE, BYPASS			
BP4W-15-290 AN(BP4W-15-290A)	1				-8108
BP4W-15-290A	1				8108-
+-----+ 15-350 +-----+	1	TANK, SUB-RADIATOR			
BP4W-15-350A	1				
+-----+ 15-355A +-----+	1	CAP, SUB TANK			
SLA1-15-355	1				
+-----+ 15-382 +-----+	1	PROTECTOR, HOSE-SUB TANK			
BP4W-15-382	1				
+-----+ 15-538 +-----+	2	CLAMP, WATER HOSE			
B6BF-15-538	2				
+-----+ 15-580 +-----+	1	CLIP, WATER HOSE			
B6MC-15-581A AN(B6MC-15-581B)	1				-8301
B6MC-15-581B	1				8301-
+-----+ 15-713 +-----+	1	SET PIN, SPRING			
F801-15-713	1				
8108 NB353#-103075 8301 NB353#-109481					

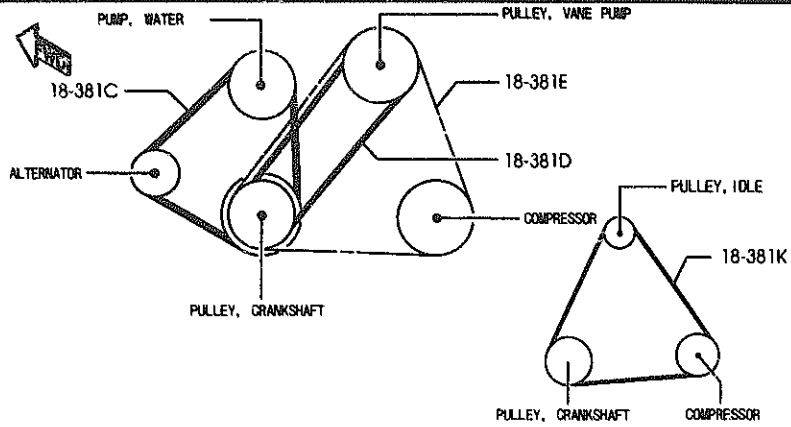
AUNA07

(1N11500)

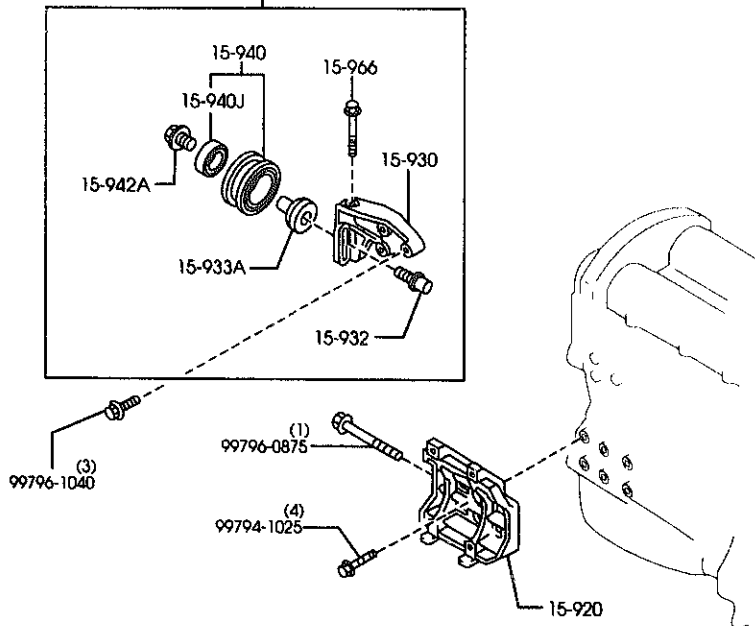
CAT. AUNA07-05

2000-01

1580A BRACKET, PULLEY & BELT



(W/AIR-CON., W/O P.S.)
15-970



1580A -1 BRACKET, PULLEY & BELT

PART NO.	QTY	MODEL/RESTRICTION	MODEL/RESTRICTION	MODEL/RESTRICTION	FROM-TO
15-920 BPE8-15-810A	1	BRACKET,COMPRESSOR (A) (W/AIR CON.)			
15-930 BP01-15-951	1	BRACKET,IDLE PULLEY (A) (W/AIR-CON.,W/O P.S.)			
15-932 B631-15-932	1	SHAFT,PULLEY (A) (W/AIR-CON.,W/O P.S.)			
15-933A BP01-15-933	1	COLLAR (A) (W/AIR-CON.,W/O P.S.)			
15-940 BP01-15-940	1	PULLEY,IDLE (A) (W/AIR-CON.,W/O P.S.)			
15-940J 99606-83020	1	BEARING (W/AIR-CON.,W/O P.S.)			
15-942A E564-15-942	1	COLLAR (A) (W/AIR-CON.,W/O P.S.)			
15-966 E564-15-934	1	BOLT,ADJUST (A) (W/AIR-CON.,W/O P.S.)			
15-970 BP01-15-930	1	PULLEY,IDLE (A) (W/AIR-CON.,W/O P.S.)			
18-381C BP44-18-381	1	BELT*V*,W/PUMP&ALTER NATOR 4PK L=885 GATES			
B6BF-18-381	1	4PK L=885 BANDO			

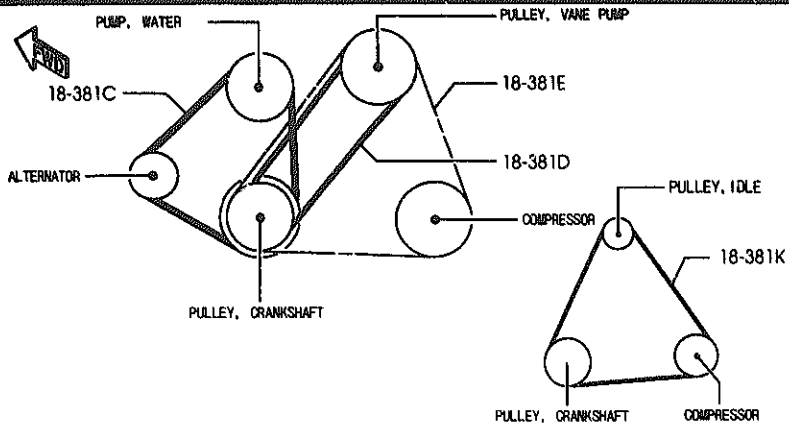
AUNA07

(1N10320)

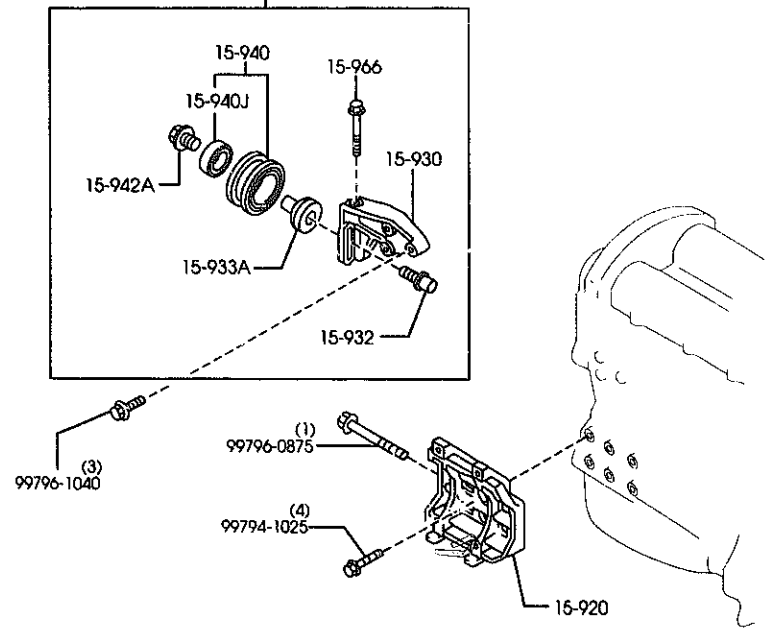
CAT. AUNA07-05

2000-01

1580A BRACKET, PULLEY & BELT



(W/AIR-CON., W/O P.S.)
15-970



1580A -2 * BRACKET, PULLEY & BELT

PART NO.	QTY	MODEL/RESTRICTION	MODEL/RESTRICTION	MODEL/RESTRICTION	FROM-TO
18-381D	1	BELT *V*, POWER STEERING			
BP4W-15-907A	1	4PK-860 GATES			
B61P-15-907A	1	4PK-855 HITSUBOSHI			
18-381E	1	BELT *V*, P/STG. & AIR CON.			
BPE8-15-909A	1	(E) GOODYEAR 4PK940			
BPF3-15-909A	1	(A) 4PK L=950MM BAND			
18-381K	1	BELT *V*, AIR CON.			
B3C7-15-907C	1	4PK L=840MM (W/AIR-CON., W/O P.S.)			
BPE8-15-908	1	(E) GOODYEAR 4PK848 (W/AIR-CON., W/O P.S.)			

AUNA07

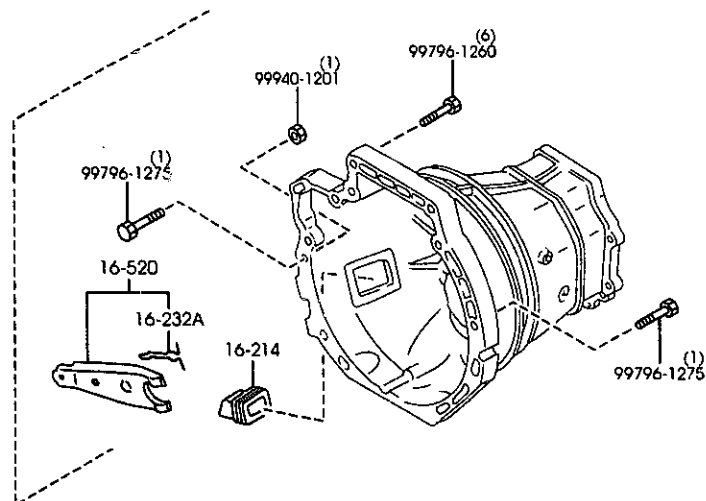
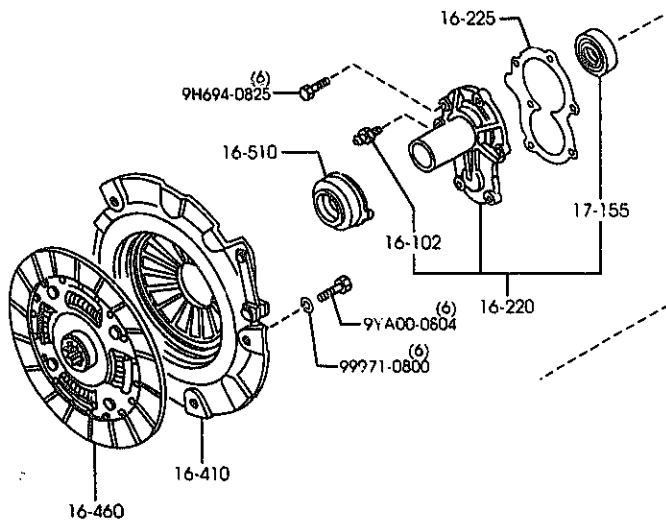
(1N10320)

CAT. AUNA07-05

2000-01

1-J 5

1600A CLUTCH DISC & COVER
(5-SPEED)



AUNA07

(1N04000)

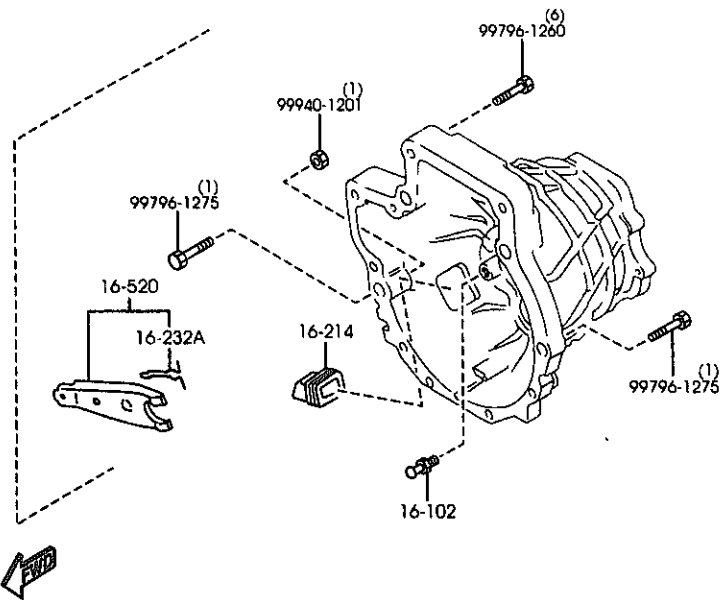
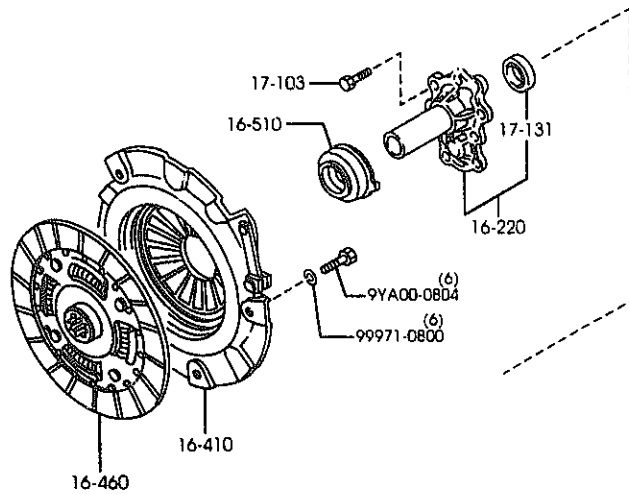
1600A -1 * CLUTCH DISC & COVER
(5-SPEED)

PART NO.	QTY	MODEL/RESTRICTION	MODEL/RESTRICTION	MODEL/RESTRICTION	FROM-TO
16-102 FE69-16-102A	1	PIN,PIVOT-CLUTCH REL FORK			
16-214 FE51-16-214A	1	COVER,DUST-CLUTCH FO RK			
16-220 B626-16-220 AN(B626-16-220A)	1	COVER,FRONT CLUTCH			-8901
NB626-16-220B	1				0201-
B626-16-220A	1				8901-0201
16-225 FE50-16-225A	1	GASKET,FRONT COVER			
16-232A 1416-16-232A	1	SUPPORTER,FORK			
16-410 BP11-16-410	1	COVER,CLUTCH			
16-460 BP07-16-460A AN(BP07-16-460B)	1	DISC,CLUTCH			-8301
BP07-16-460B	1				8301-
16-510 B622-16-510	1	COLLAR,CLUTCH REL.			
16-520 B622-16-520A	1	FORK,CLUTCH RELEASE			
17-155 H501-17-103	1	SEAL,OIL			
8301 NB353*-109481					
8901 NB353*-122306					

CAT. AUNA07-05

2000-01

1600AA CLUTCH DISC & COVER
(6-SPEED)



AUNA07

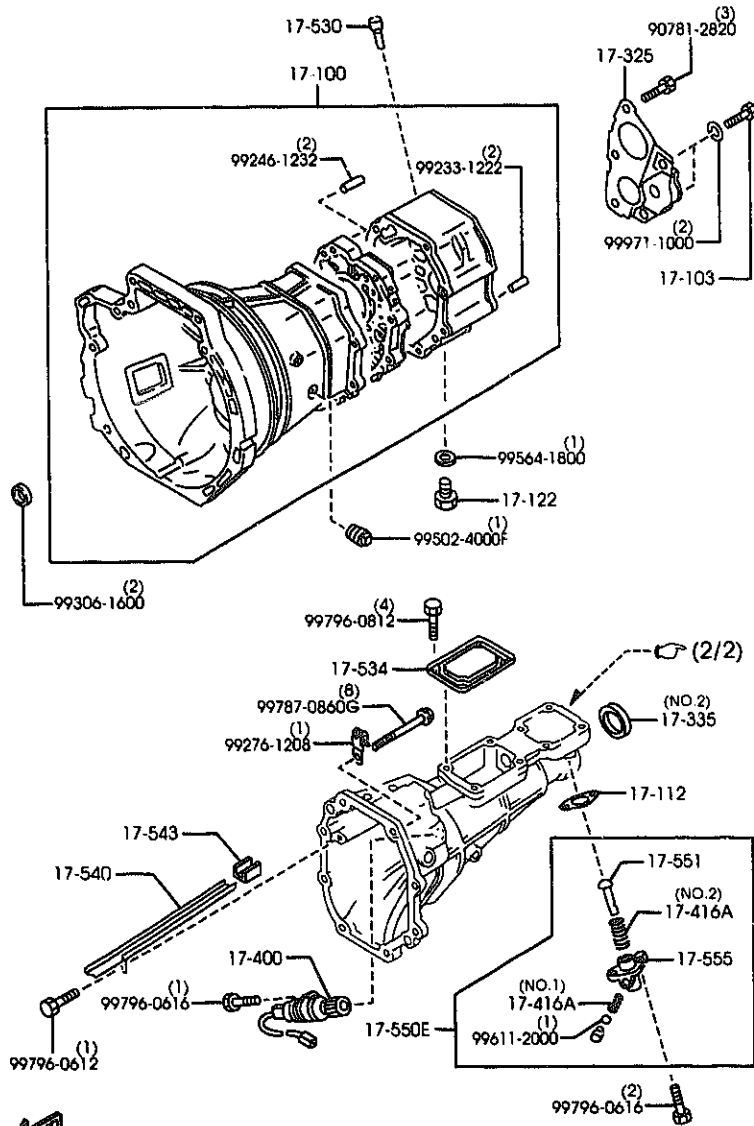
(1N03460)

1600AA-1 * CLUTCH DISC & COVER
(6-SPEED)

PART NO.	QTY	MODEL/RESTRICTION	MODEL/RESTRICTION	MODEL/RESTRICTION	FROM-TO
16-102		PIN, PIVOT-CLUTCH REL			
FE69-16-102A	1	FORK			
16-214		COVER, DUST-CLUTCH FORK			
FE51-16-214A	1				
16-220		COVER, FRONT CLUTCH			
Y601-16-220	1				
16-232A		SUPPORTER, FORK			
1416-16-232A	1				
16-410		COVER, CLUTCH			
BP11-16-410	1				
16-460		DISC, CLUTCH			
BP07-16-460B	1				
16-510		COLLAR, CLUTCH REL.			
B622-16-510	1				
16-520		FORK, CLUTCH RELEASE			
B622-16-520A	1				
17-103		BOLT			
Y601-17-103	7				
17-131		SEAL, OIL			
Y601-17-131	1				

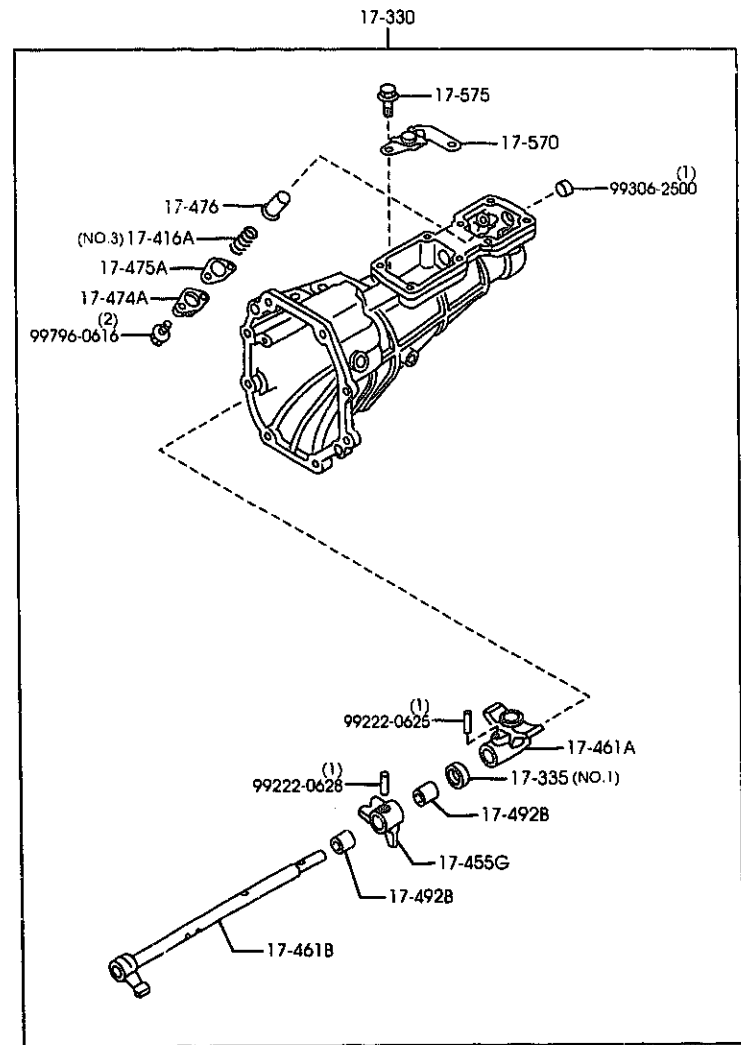
CAT. AUNA07-05

2000-01



AUNA07

(1N04011)

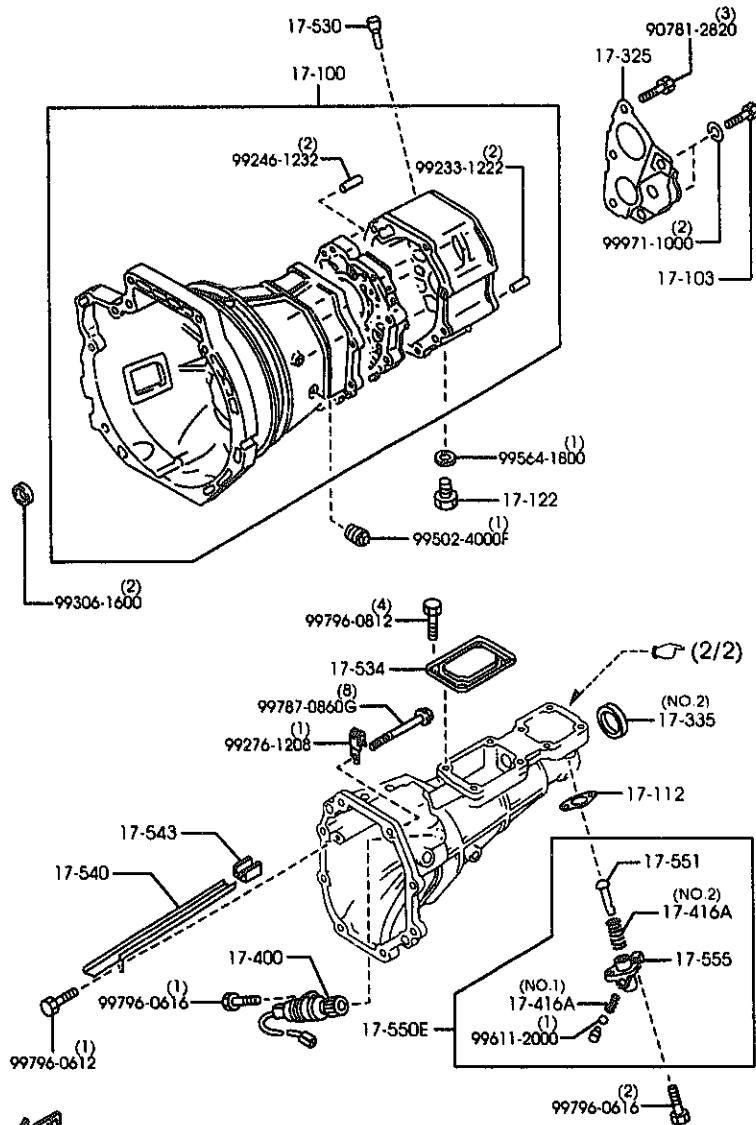


AUNA07

(1N04012)

1700A MANUAL TRANSMISSION CASE
(5-SPEED)

(1/2)



AUNA07

(1N04011)

1700A -1 MANUAL TRANSMISSION CASE
(5-SPEED)

PART NO.	QTY	MODEL/RESTRICTION	MODEL/RESTRICTION	MODEL/RESTRICTION	FROM-TO
17-100		CASE, T/MISSION			
M526-17-10XC	1				
17-103		BOLT			
M501-17-103	2				
17-112		BASKET			
S524-17-112	1				
17-122		PLUG, MAGNET			
0810-17-121	1				
17-325		COVER, BEARING			
M501-17-370A	1				
17-330		HOUSING, EXTENSION			
M526-17-330	1				
17-335		SEAL, OIL			
05A0-17-335	1	(ILLUST. NO. 1)			
M507-17-335A	1	(ILLUST. NO. 2)			
17-400		BEAR SET, DRIVEN-SPEED			
M527-17-400	1				-9401
AN(M527-17-400A)					
M527-17-400A	1				9401-
17-416A		SPRING			
R504-17-416	1	(ILLUST. NO. 1)			
R505-17-416	1	(ILLUST. NO. 2)			
R506-17-416	1	(ILLUST. NO. 3)			
17-455B		SELECTOR			
R504-17-455B	1				
17-461A		END, CONTROL LEVER			
R522-17-461A	1				
17-461B		ROD, CONTROL			
M511-17-460	1				

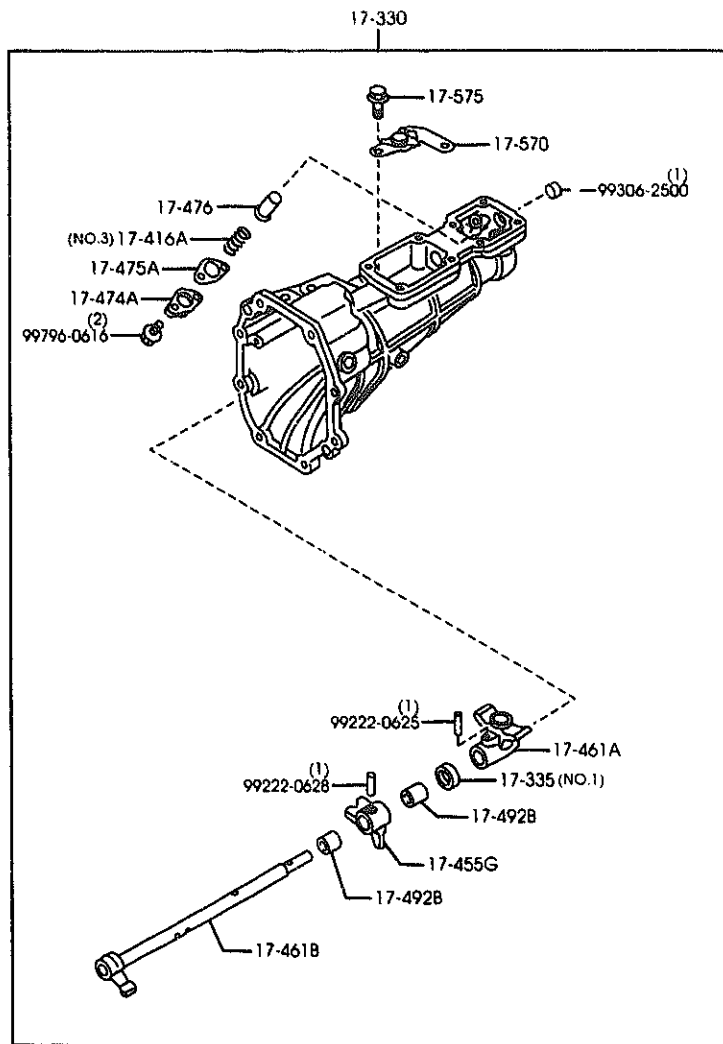
9401 NB353R-136673

CAT. AUNA07-05

2000-01

1700A MANUAL TRANSMISSION CASE
(5-SPEED)

(2/2)



AUNA07

(1N04012)

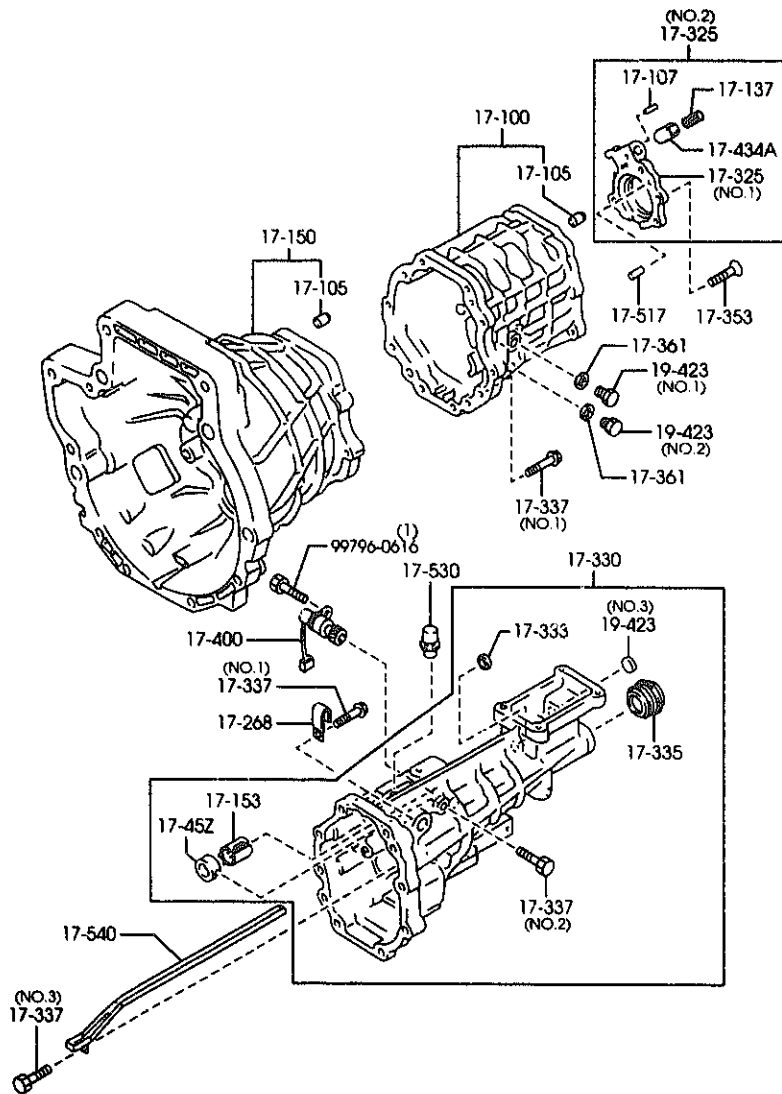
1700A -2 * MANUAL TRANSMISSION CASE
(5-SPEED)

PART NO.	QTY	MODEL/RESTRICTION	MODEL/RESTRICTION	MODEL/RESTRICTION	FROM-TO
17-474A		CAP, SPRING			
M501-17-474	1				
17-475A		GASKET, SPRING CAP			
M501-17-475	1				
17-476		SPINDLE, SELECT LOCK			
R501-17-476	1				
17-492B		BUSH, SHIF'T ROD-DIFF. LOCK			
G5A0-17-492	2				
17-530		BREATHER, AIR-T/MISSION			
G884-17-530	1				
17-534		COVER, BLIND-EXTENSION HOUSING			
R501-17-523	1				
17-540		PASS, OIL			
M509-17-540	1				
17-543		RUBBER, SEAL			
M501-17-543A	1	SUMIND INDUSTRY			
17-550E		SPINDLE, SELECT			
R503-17-550	1				
17-551		SPINDLE, SELECT LOCK			
R502-17-551	1				
17-555		HOLDER, SPINDLE			
R501-17-555	1				
17-570		GUIDE, CHANGE			
R526-17-570	1				
17-575		BOLT			
P501-17-575	2				

CAT. AUNA07-05

2000-01

1700AA MANUAL TRANSMISSION CASE
(6-SPEED)



AUNA07

(1N03570)

1700AA-1 MANUAL TRANSMISSION CASE
(6-SPEED)

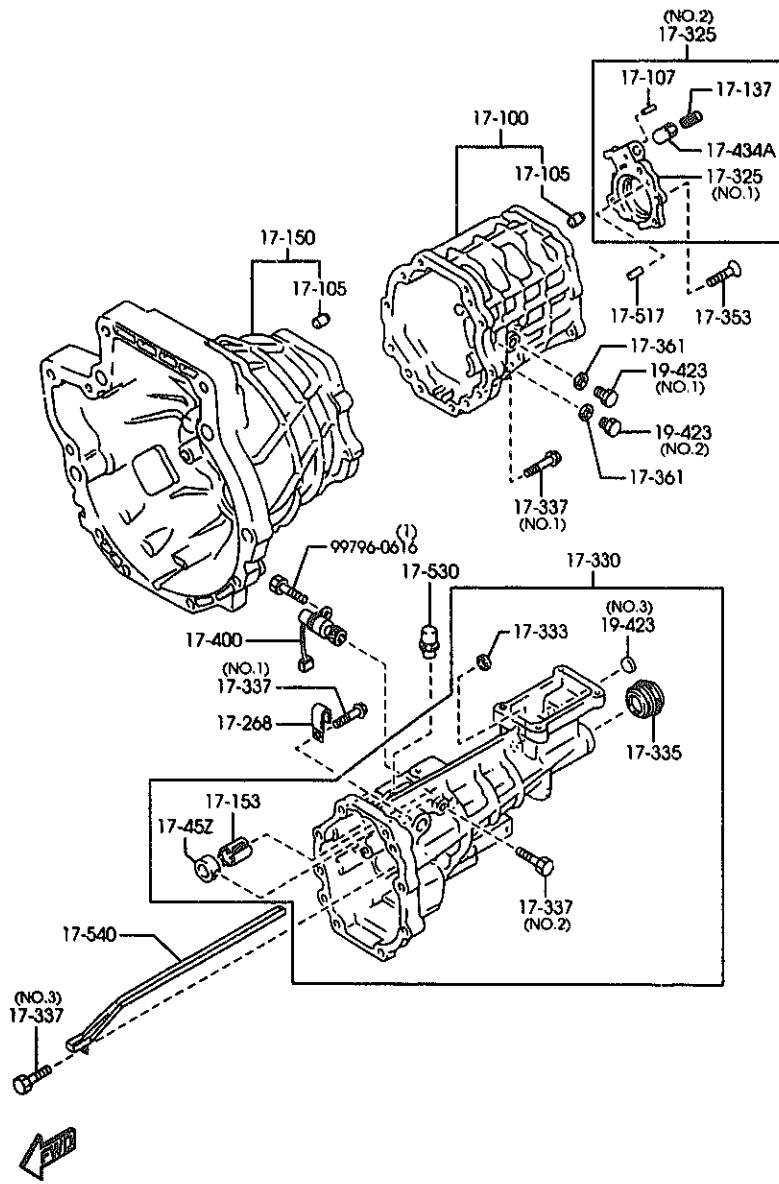
PART NO.	QTY	MODEL/RESTRICTION	MODEL/RESTRICTION	MODEL/RESTRICTION	FROM-TO
17-100		CASE, T/HMISSION			
Y601-17-100	1				
17-105		DOWEL, TRANS. & CLUTCH CASE			
Y601-17-105	4				
17-107		PIN, SPRING			
Y601-17-107	1				
17-137		SPRING			
Y604-17-137	1				
17-150		PLATE, CLUTCH			
Y601-17-150	1				
17-153		PLATE, BAFFLE			
Y601-17-153	1				
17-268		CLIP			
Y601-17-269	2				
17-325		COVER, BEARING			
Y601-17-325	1 (ILLUST. NO. 1)				
Y601-17-370	1 (ILLUST. NO. 2)				
17-330		HOUSING, EXTENSION			
Y601-17-330	1				
17-333		BUSH			
Y601-17-333	1				
17-335		SEAL, OIL			
H507-17-335A	1				
17-337		BOLT			
Y601-17-337	17 (ILLUST. NO. 1)				
Y604-17-337	1 (ILLUST. NO. 2)				
Y605-17-337	1 (ILLUST. NO. 3)				
17-353		SCREW SET			

CAT. AUNA07-05

2000-01

1700AA MANUAL TRANSMISSION CASE
(6-SPEED)

1700AA-2 H MANUAL TRANSMISSION CASE
(6-SPEED)



PART NO.	QTY	MODEL/RESTRICTION	MODEL/RESTRICTION	MODEL/RESTRICTION	FROM-TO
CONT'D					
Y601-17-347	4				
17-361		GASKET, REAR COVER			
Y601-17-361	2				
17-400		GEAR SET, DRIVEN-SPEED			
M528-17-400 AR(M528-17-400A)	1				-9401
M528-17-400A	1				9401-
17-436A		PIN, PUSH			
Y601-17-414	1				
17-45Z		SUPPORT, LEVER			
Y601-17-45Z	1				
17-517		PIN			
Y602-17-517	1				
17-530		BREATHER, AIR-T/MISSION			
Y601-17-530	1				
17-540		PASS, OIL			
Y601-17-540	1				
19-423		PLUG			
Y601-17-495	1	(ILLUST. NO.1)			
Y602-17-495	1	(ILLUST. NO.2)			
Y605-17-495	1	(ILLUST. NO.3)			
9401 HB353*-136673					

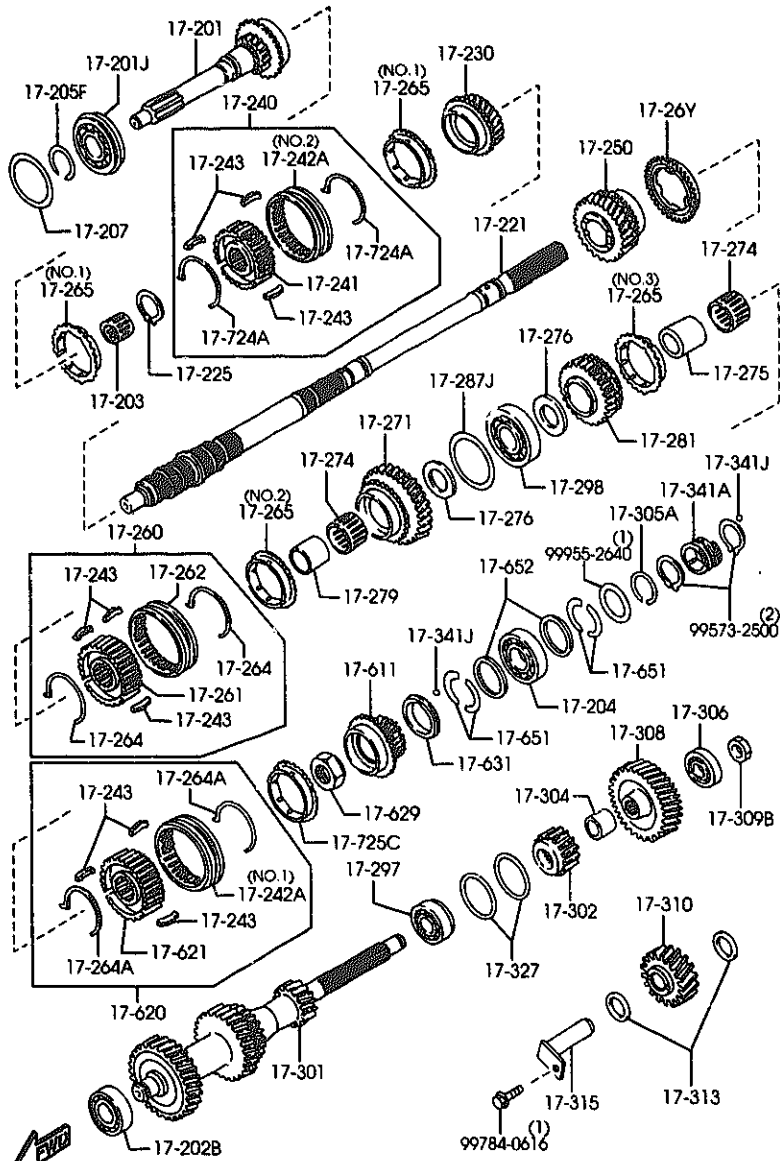
AUNA07

(1N03570)

CAT. AUNA07-05

2000-01

1710A MANUAL TRANSMISSION GEARS
(5-SPEED)



AUNA07

(1N03680)

1710A -1 MANUAL TRANSMISSION GEARS
(5-SPEED)

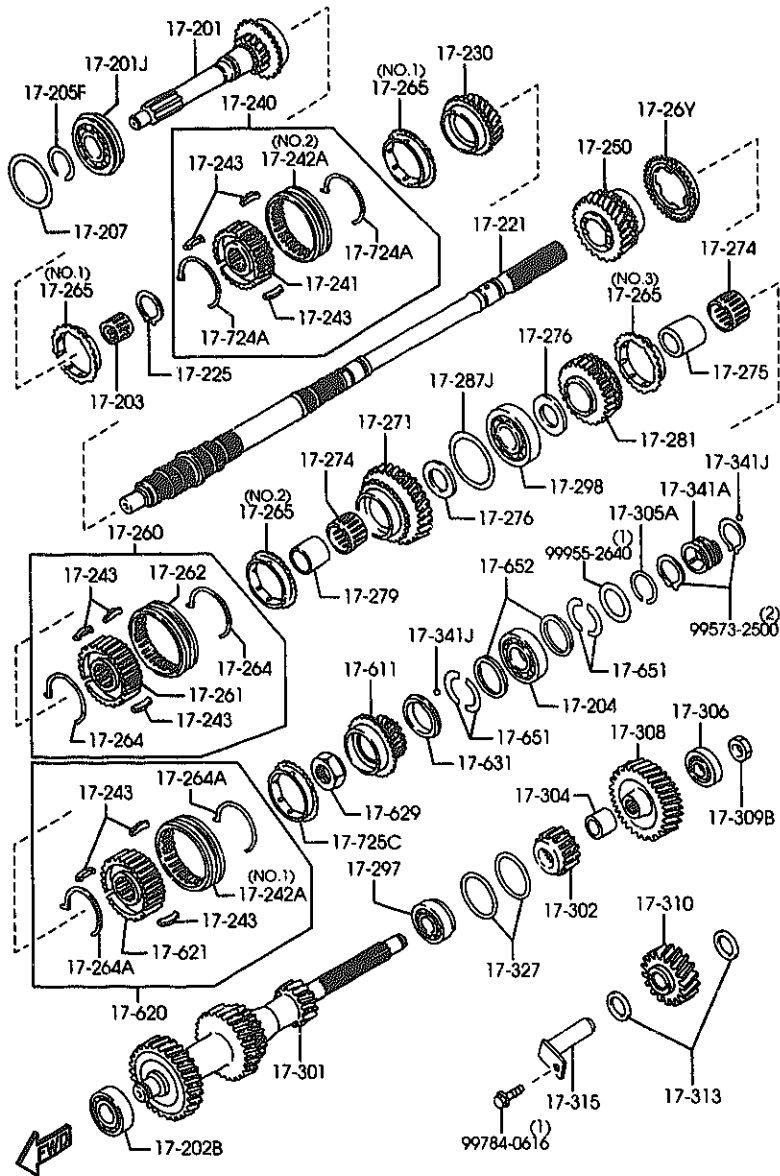
PART NO.	QTY	MODEL/RESTRICTION	MODEL/RESTRICTION	MODEL/RESTRICTION	FROM-TO
17-201		GEAR, MAIN DRIVE			
M516-17-201 AN(M516-17-201A)	1				-9421
M516-17-201A	1				9421-
17-201J		BEARING, BALL-MAIN DR IVE GEAR			
M502-17-295C	1				
17-202B		BEARING, BALL			
F520-17-171B A (F520-17-171C)	1				-8801
F520-17-171C	1				8801-
17-203		BEARING, NEEDLE			
M501-17-210A	1				
17-204		BEARING, BALL-MAIN SH AFT			
99606-63053	1				-9701
M503-17-204	1				9701-
17-205F		RING, RETAINING			
M501-17-205	1				
17-207		SHIM, ADJUST			
M99963-6335	1	T=0.35MM			
M99963-6340	1	T=0.4MM			
M99963-6345	1	T=0.45MM			
M99963-6350	1	T=0.5MM			
M99963-6355	1	T=0.55MM			
M99963-6360	1	T=0.6MM			
M99963-6365	1	T=0.65MM			
M99963-6370	1	T=0.7MM			
M99963-6375	1	T=0.75MM			
M99963-6380	1	T=0.8MM			
8801 NB353*-121854 9421 NB353*-137365 9701 NB353*-138751					

CAT. AUNA07-05

2000-01

1710A MANUAL TRANSMISSION GEARS
(5-SPEED)

1710A -2 MANUAL TRANSMISSION GEARS
(5-SPEED)



PART NO.	QTY	MODEL/RESTRICTION	MODEL/RESTRICTION	MODEL/RESTRICTION	FROM-TO
CONT'D					
99963-6305	1	T=0.85MM			
99963-6390	1	T=0.9MM			
99963-6395	1	T=0.95MM			
99963-6350	1	T=0.3MM			0201-
17-221	1	SHAFT, MAIN			
M505-17-221B A (M505-17-221C)	1				-7C15
M505-17-221C A (M505-17-221D)	1				7C15-9701
M505-17-221D	1				9701-
17-225	1	RING, SNAP			
0317-17-225	1				
17-250	1	GEAR, 3RD			
M521-17-251	1				
17-240	1	HUB SET, CLUTCH-3RD & 4TH			-8722
M518-17-240 AN(M518-17-240A)	1				8722-
M518-17-240A	1				
17-241	1	HUB, CLUTCH			
M501-17-241C	1				
17-242A	1	SLEEVE, CLUTCH HUB			
F401-17-242A	1	(ILLUST. NO. 1)			
M503-17-242 AN(M503-17-242A)	1	(ILLUST. NO. 2)			-8722
M503-17-242A	1	(ILLUST. NO. 2)			8722-
17-243	9	KEY, SYNCHRONIZER			
F401-17-243C	9				
17-250	1	GEAR, 2ND			
M528-17-251	1				
7C15 NB353K-100927					
8722 NB353K-121529					
9701 NB353K-138751					

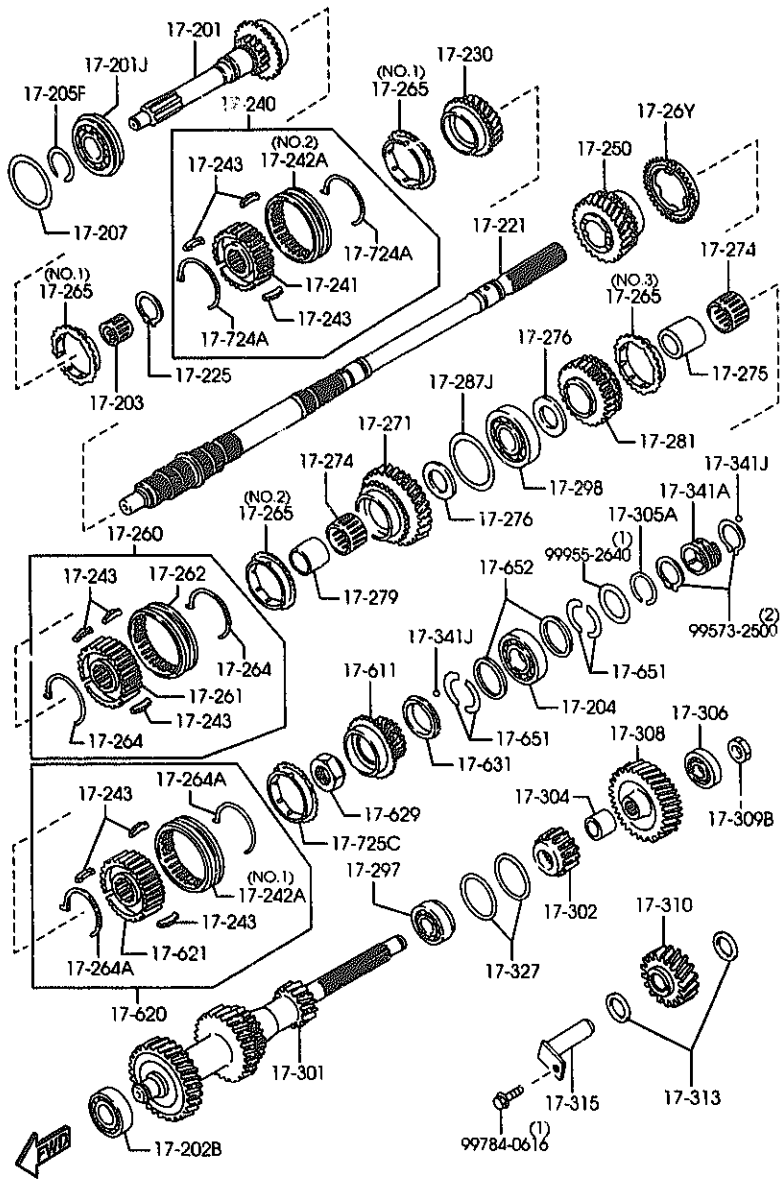
AUNA07

(1N03680)

CAT. AUNA07-05

2000-01

1710A MANUAL TRANSMISSION GEARS
(5-SPEED)



AUNA07

(1N03680)

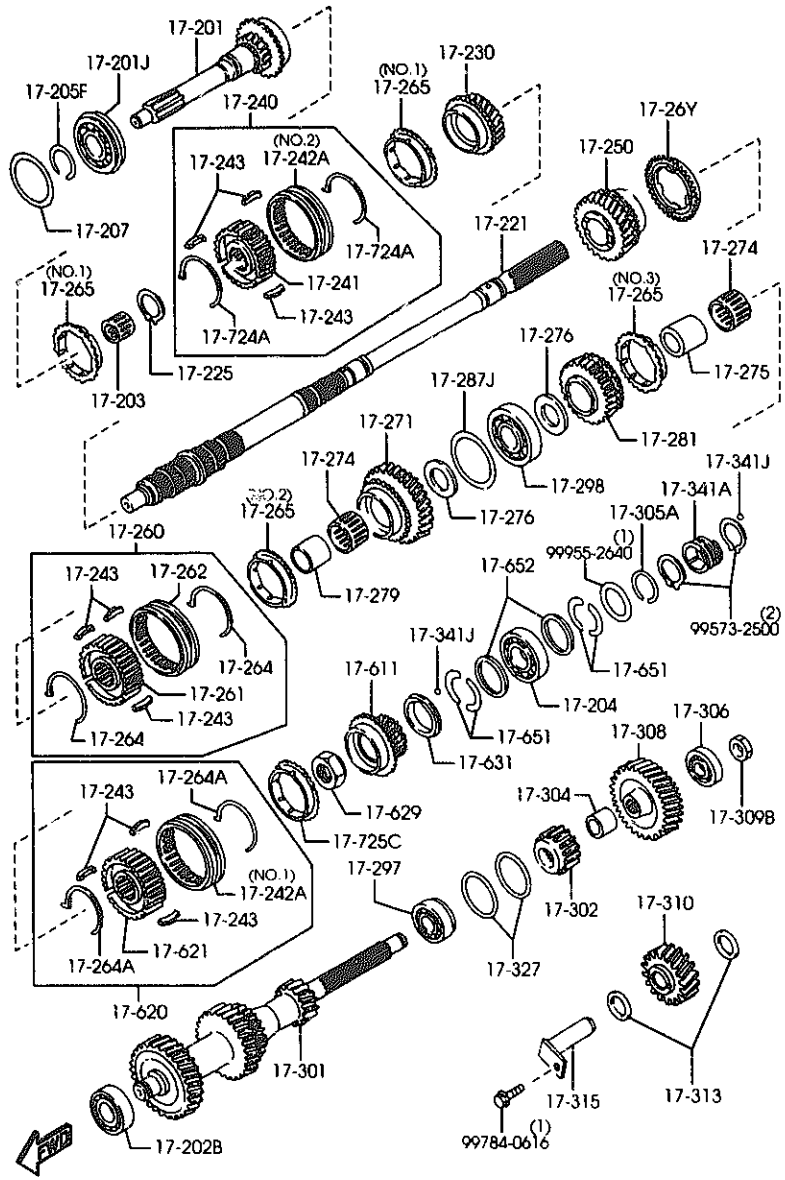
1710A -3 MANUAL TRANSMISSION GEARS
(5-SPEED)

PART NO.	QTY	MODEL/RESTRICTION	MODEL/RESTRICTION	MODEL/RESTRICTION	FROM-TO
17-26Y		RING, SYNCHRONIZER			
R504-17-26Y	1				-9405
R506-17-26Y	1				9405-
17-260		HUB SET, CLUTCH-1ST & 2ND			
M520-17-260	1				-8216
AN(M520-17-260A)					
M520-17-260A	1				8216-8722
AN(M520-17-260B)					
M520-17-260B	1				8722-9405
M520-17-260C	1				9405-9A01
AN(M520-17-260D)					
M520-17-260D	1				9A01-
17-261		HUB, CLUTCH			
M511-17-261	1				
17-262		SLEEVE, CLUTCH HUB			
M507-17-262	1				-8722
AN(M507-17-262A)					
M507-17-262A	1				8722-9405
M507-17-262B	1				9405-9A01
AN(M507-17-262C)					
M507-17-262C	1				9A01-
17-264		SPRING, SYNCHRO. KEY			
G401-17-264	2				
17-264A		SPRING, SYNCHRONIZER			
F401-17-264A	2				
17-265		RING, SYNCHRONIZER			
G501-17-265A	2 (ILLUST. NO. 1)				
M502-17-265C	1 (ILLUST. NO. 2)				
M504-17-265A	1 (ILLUST. NO. 3)				
17-271		GEAR, 1ST			
M516-17-271A	1				
17-274		BEARING, NEEDLE			
4069-17-283A	2				
8216	NB353K-108004				
8722	NB353K-121529				
9405	NB353K-136797				
9A01	NB353K-141073				

CAT. AUNA07-05

2000-01

1710A MANUAL TRANSMISSION GEARS
(5-SPEED)



AUNA07

(1N03680)

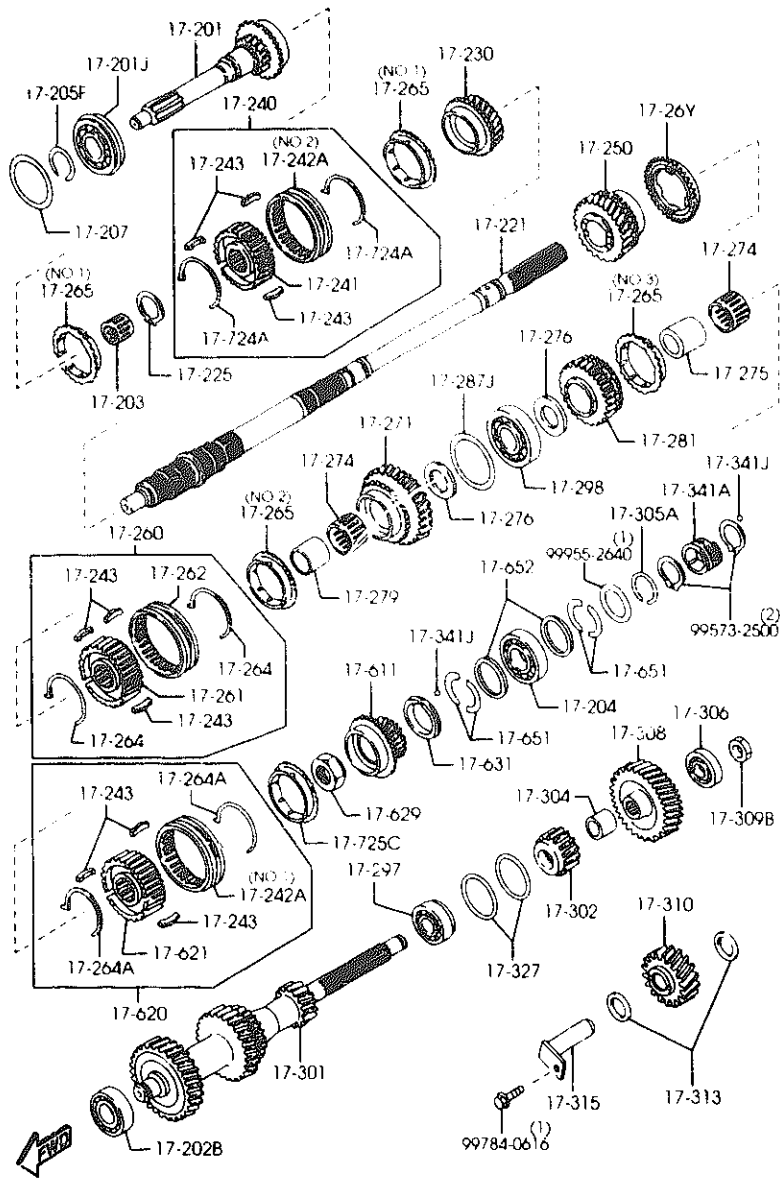
1710A -4 MANUAL TRANSMISSION GEARS
(5-SPEED)

PART NO.	QTY	MODEL/RESTRICTION	MODEL/RESTRICTION	MODEL/RESTRICTION	FROM-TO
17-275		RACE, INNER			
4069-17-284E	1				
17-276		WASHER, THRUST			
0259-17-274A	2	T=3.0MM			
0259-17-276	2	T=2.2MM			
0259-17-277	2	T=2.7MM			
0259-17-278	2	T=3.2MM			
0259-17-279	2	T=3.7MM			
17-279		SLEEVE, GEAR			
8540-17-275A	1				
17-281		GEAR, REVERSE			
M513-17-281B	1				-8818
M513-17-281C	1				8818-
17-287J		SHIM, ADJUST			
99963-6310	2	T=0.1MM			
99963-6330	1	T=0.3MM			
17-297		BEARING, BALL-COUNTER SHAFT 6.			
M506-17-297	1				
17-298		BEARING			
M502-17-298A	1				
17-391		GEAR, COUNTER SHAFT			
M528-17-301A	1				-9101
M528-17-301B A (M528-17-301C)	1				9101-9421
M528-17-301C	1				9421-
17-302		GEAR, COUNTER REVERSE			
M516-17-302	1				
8918 NB353#-121982					
9421 NB353#-126971					
9421 NB353#-137365					

CAT. AUNA07-05

2000-01

1710A MANUAL TRANSMISSION GEARS
(5-SPEED)



AUNA07

(1N03680)

1710A -5 MANUAL TRANSMISSION GEARS
(5-SPEED)

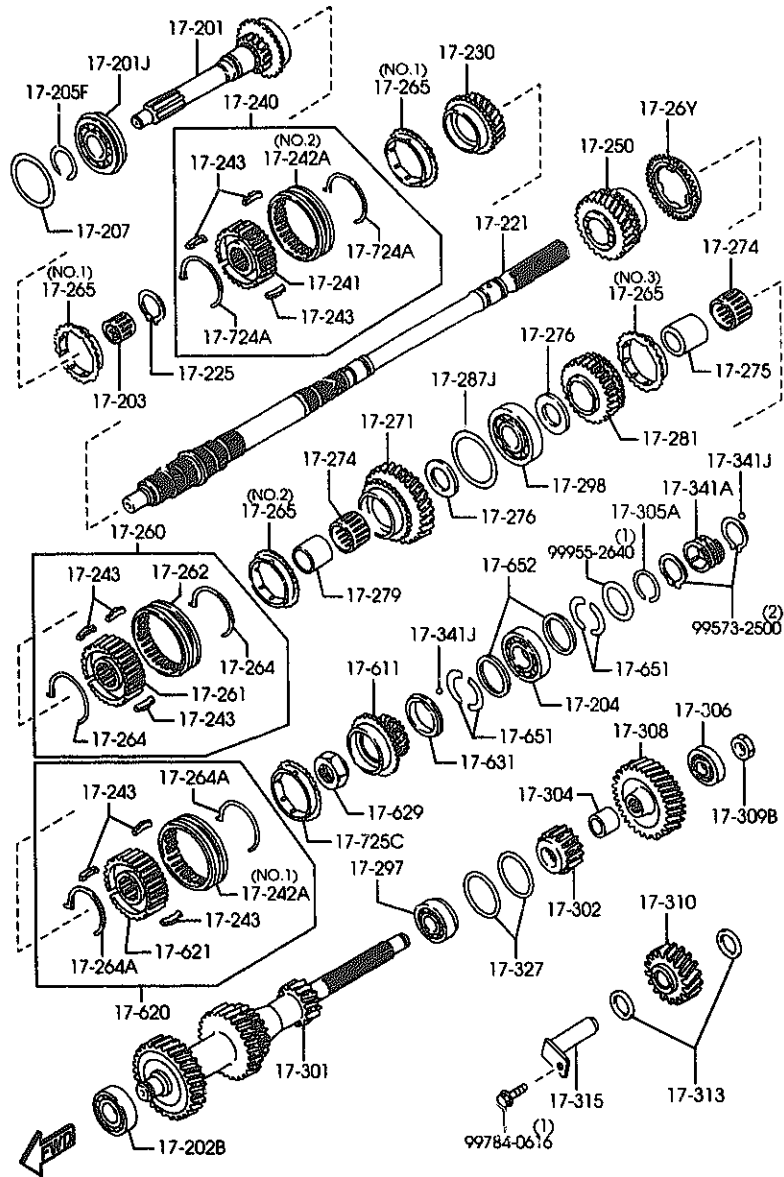
PART NO.	QTY	MODEL/RESTRICTION	MODEL/RESTRICTION	MODEL/RESTRICTION	FROM-TO
17-304		SPACER			
M504-17-304	1				
17-305A		RING, RETAINING-BALL BEARING			
0839-17-305B	1				
17-306		BEARING, BALL			
M502-17-299B	1				
17-308		GEAR, COUNTER			
M510-17-308	1				
17-309B		NUT, LOCK-COUNTER SHAFT BR			
M501-17-309	1				
17-310		GEAR, REVERSE IDLE			
M513-17-310B	1				
M513-17-310C	1				
17-313		WASHER, THRUST-REVERSE IDLE G. T=2.0MM			
M501-17-313	2				
17-315		SHAFT, REV. IDLE GEAR			
M501-17-140	1				
17-327		SHIM, ADJUST-COUNTER SHAFT GEAR T=0.1MM			
0305-17-327	2				
0305-17-328	2	T=0.3MM			
17-341A		GEAR, SPEEDO. DRIVE			
M503-17-341A	1				
17-341J		BALL, STEEL			
99611-1500	2				
17-611		GEAR, OVER TOP			
M517-17-611	1				
8818 NB353*-121982					

-8818
8818-

CAT. AUNA07-05

2500-01

1710A MANUAL TRANSMISSION GEARS
(5-SPEED)



AUNA07

(1N03680)

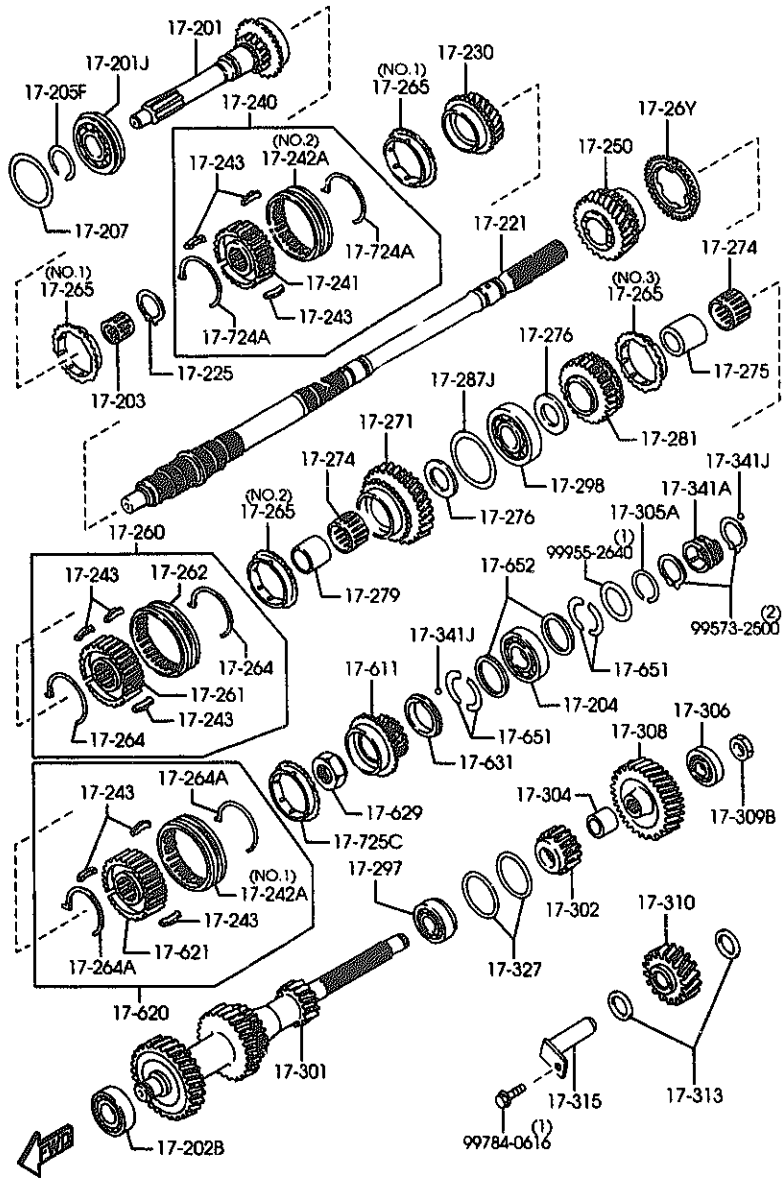
1710A -6 MANUAL TRANSMISSION GEARS
(5-SPEED)

PART NO.	QTY	MODEL/RESTRICTION	MODEL/RESTRICTION	MODEL/RESTRICTION	FROM - TO
17-620		HUB SET, CLUTCH-O.T. & REV			
M505-17-620 A (M505-17-620B)	1				-9101
M505-17-620B	1				9101-
17-621		HUB, CLUTCH			
M505-17-621 AN (M505-17-621A)	1				-9101
M505-17-621A	1				9101-
17-629		NUT, LOCK-CLUTCH HUB			
B601-17-629	1				
17-631		WASHER, THRUST LOCK-O VER TOP G.			
0884-17-632B A (0884-17-632C)	1	T=6.2MM			-9301
0884-17-633B A (0884-17-633C)	1	T=6.4MM			-9301
0884-17-634B A (0884-17-634C)	1	T=6.5MM			-9301
0884-17-635B A (0884-17-635C)	1	T=6.6MM			-9301
0884-17-632C	1	T=6.2MM			9301-
0884-17-633C	1	T=6.4MM			9301-
0884-17-634C	1	T=6.5MM			9301-
0884-17-635C	1	T=6.6MM			9301-
17-651		WASHER, THRUST			
M501-17-651	4	T=3.0MM			
M501-17-653	2	T=3.1MM			
M501-17-654	2	T=3.2MM			
M501-17-655	2	T=2.9MM			
17-652		RING, THRUST WASHER			
M501-17-652	2	T=2.0MM			
9101 NB353K-126971 9301 NB353K-133012					

CAT. AUNA07-05

2000-01

1710A MANUAL TRANSMISSION GEARS
(5-SPEED)



AUNA07

(1N03680)

1710A -7 * MANUAL TRANSMISSION GEARS
(5-SPEED)

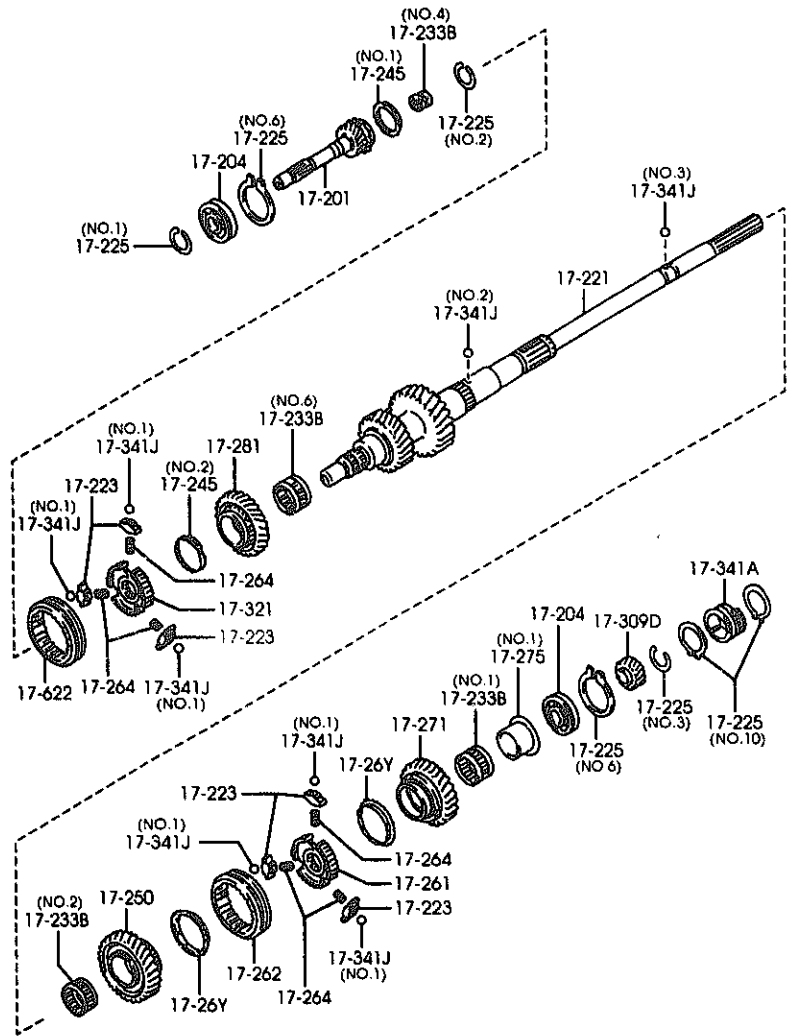
PART NO.	QTY	MODEL/RESTRICTION	MODEL/RESTRICTION	MODEL/RESTRICTION	FROM-TO
17-724A		SPRING, SYNCHRO. KEY			
W501-17-724	2				
17-725C		RING, SYNCHRONIZER			
V501-17-725	1				

CAT. AUNA07-05

2000-01

1710AA MANUAL TRANSMISSION GEARS
(6-SPEED)

(1/2)



AUNA07

(1N03491)

1710AA-1 MANUAL TRANSMISSION GEARS
(6-SPEED)

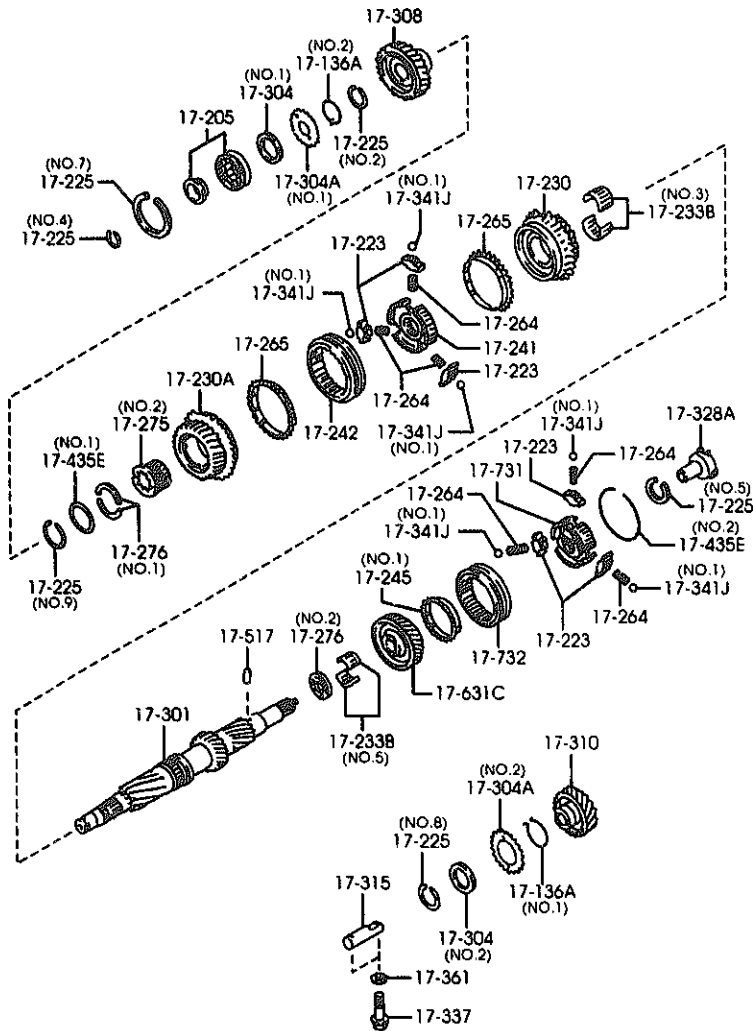
PART NO.	QTY	MODEL/RESTRICTION	MODEL/RESTRICTION	MODEL/RESTRICTION	FROM-TO
17-136A		SPRING,TORSION			
V601-17-136	1	(ILLUST. NO.1)			
V602-17-136	1	(ILLUST. NO.2)			
17-201		GEAR,MAIN DRIVE			
V601-17-21X	1				
17-204		BEARING,BALL-MAIN SH AFT			
V601-17-204	2				
17-205		BEARING,ROLLER			
V601-17-306	1				
17-221		SHAFT,MAIN			
V601-17-221	1				
17-223		KEY,SYNCHRONIZER			
V601-17-263	12				
17-225		RING,SHAP			
V601-17-225	1	T=1.95MM (ILLUST. NO.1)			
V602-17-225	1	T=2.00MM (ILLUST. NO.1)			
V603-17-225	1	T=2.05MM (ILLUST. NO.1)			
V604-17-225	1	T=2.10MM (ILLUST. NO.1)			
V605-17-225	1	T=2.15MM (ILLUST. NO.1)			
V606-17-225	1	T=2.20MM (ILLUST. NO.1)			
V611-17-225	2	T=1.80MM (ILLUST. NO.2)			
V612-17-225	2	T=1.85MM (ILLUST. NO.2)			
V613-17-225	2	T=1.90MM (ILLUST. NO.2)			
V614-17-225	2	T=1.95MM (ILLUST. NO.2)			
V615-17-225	2	T=2.00MM (ILLUST. NO.2)			
V616-17-225	2	T=2.05MM			

CAT. AUNA07-05

2000-01

1710AA MANUAL TRANSMISSION GEARS
(6-SPEED)

(2/2)



1710AA-2 MANUAL TRANSMISSION GEARS
(6-SPEED)

PART NO.	QTY	MODEL/RESTRICTION	MODEL/RESTRICTION	MODEL/RESTRICTION	FROM-TO
CONT'D	2	(ILLUST. NO. 2)			
Y621-17-225	1	T=2.67MM (ILLUST. NO. 3)			
Y622-17-225	1	T=2.73MM (ILLUST. NO. 3)			
Y623-17-225	1	T=2.79MM (ILLUST. NO. 3)			
Y624-17-225	1	T=2.85MM (ILLUST. NO. 3)			
Y625-17-225	1	T=2.91MM (ILLUST. NO. 3)			
Y626-17-225	1	T=2.97MM (ILLUST. NO. 3)			
Y627-17-225	1	T=3.03MM (ILLUST. NO. 3)			
Y628-17-225	1	T=3.09MM (ILLUST. NO. 3)			
Y629-17-225	1	T=3.15MM (ILLUST. NO. 3)			
Y630-17-225	1	T=3.21MM (ILLUST. NO. 3)			
Y631-17-225	1	T=3.27MM (ILLUST. NO. 3)			
Y641-17-225	1	T=2.10MM (ILLUST. NO. 4)			
Y642-17-225	1	T=2.20MM (ILLUST. NO. 4)			
Y643-17-225	1	T=2.05MM (ILLUST. NO. 4)			
Y644-17-225	1	T=2.15MM (ILLUST. NO. 4)			
Y645-17-225	1	T=2.25MM (ILLUST. NO. 4)			
Y646-17-225	1	T=2.30MM (ILLUST. NO. 4)			
Y651-17-225	1	T=2.80MM (ILLUST. NO. 5)			
Y652-17-225	1	T=2.85MM (ILLUST. NO. 5)			
Y653-17-225	1	T=2.90MM (ILLUST. NO. 5)			
Y654-17-225	1	T=2.95MM (ILLUST. NO. 5)			
Y655-17-225	1	T=3.00MM (ILLUST. NO. 5)			



AUNA07

(1N03492)

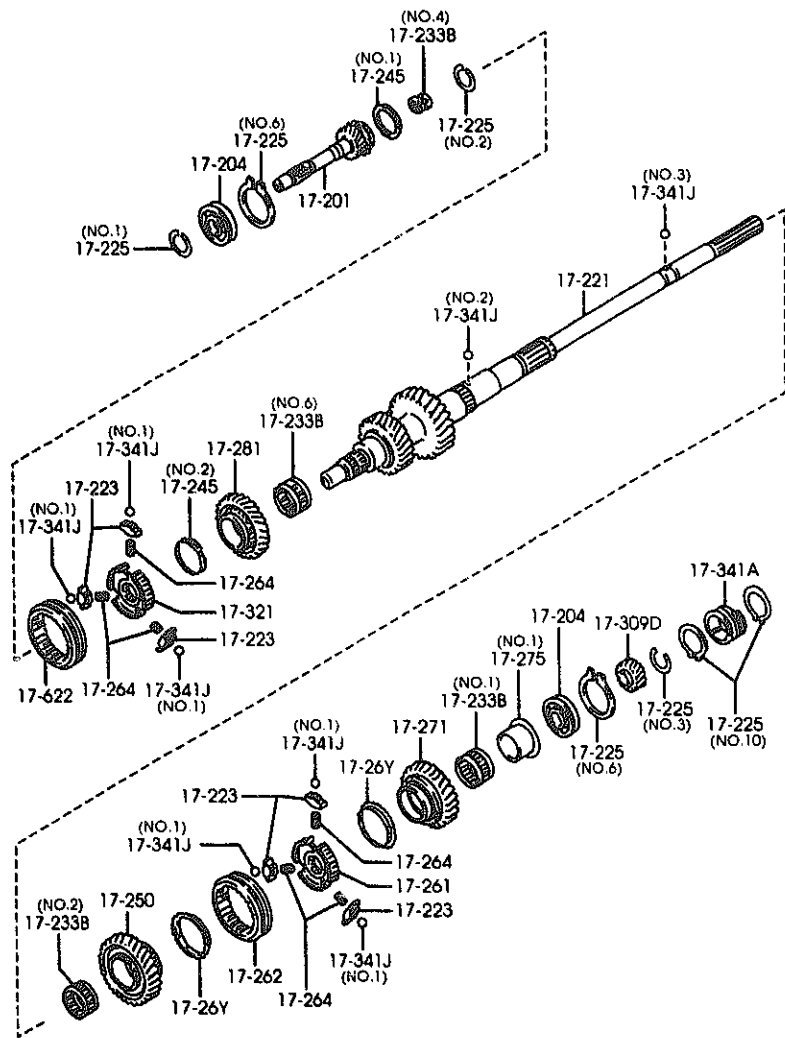
CAT. AUNA07-05

2000-01

1-G 7

1710AA MANUAL TRANSMISSION GEARS
(6-SPEED)

(1/2)



AUNA07

(1N03491)

1710AA-3 MANUAL TRANSMISSION GEARS
(6-SPEED)

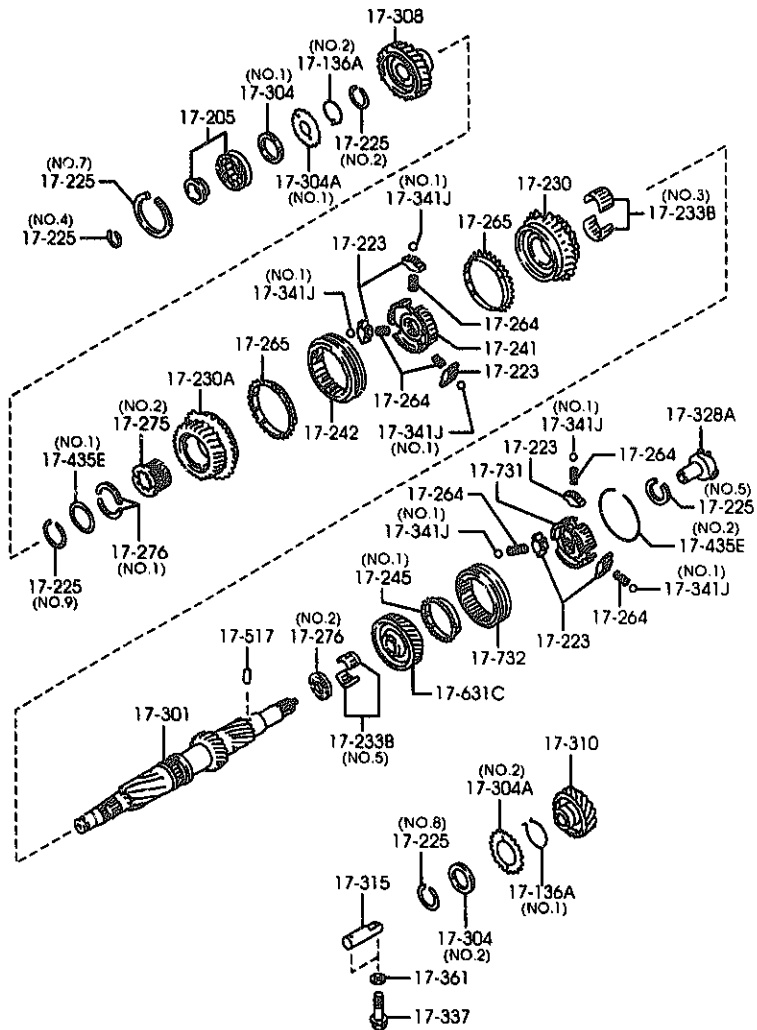
PART NO.	QTY	MODEL/RESTRICTION	MODEL/RESTRICTION	MODEL/RESTRICTION	FROM-TO
CONT'D					
Y656-17-225	1	R=3.05MM (ILLUST. NO.5)			
Y661-17-225	2	(ILLUST. NO.6)			
Y662-17-225	1	(ILLUST. NO.7)			
Y663-17-225	1	(ILLUST. NO.8)			
Y664-17-225	1	(ILLUST. NO.9)			
Y665-17-225	2	(ILLUST. NO.10)			
17-230		GEAR,3RD			
Y601-17-230	1				
17-230A		GEAR,4TH			
Y601-17-220	1				
17-233B		BEARING,NEEDLE			
Y601-17-233	1	(ILLUST. NO.1)			
Y602-17-233	1	(ILLUST. NO.2)			
Y603-17-233	1	(ILLUST. NO.3)			
Y604-17-233	1	(ILLUST. NO.4)			
Y605-17-233	1	(ILLUST. NO.5)			
Y606-17-233	1	(ILLUST. NO.6)			
17-241		HUB,CLUTCH			
Y601-17-241	1				
17-242		SLEEVE,CLUTCH HUB			
Y601-17-242	1				
17-245		RING,SYNCHRONIZER			
Y601-17-245	2	(ILLUST. NO.1)			
Y602-17-245	1	(ILLUST. NO.2)			
17-250		GEAR,2ND			
Y601-17-251	1				
17-26Y		RING,SYNCHRONIZER			
Y601-17-26Y	2				
17-261		HUB,CLUTCH			

CAT. AUNA07-05

2000-01

1710AA MANUAL TRANSMISSION GEARS
(6-SPEED)

(2/2)



AUNA07

(1N03492)

1710AA-4 MANUAL TRANSMISSION GEARS
(6-SPEED)

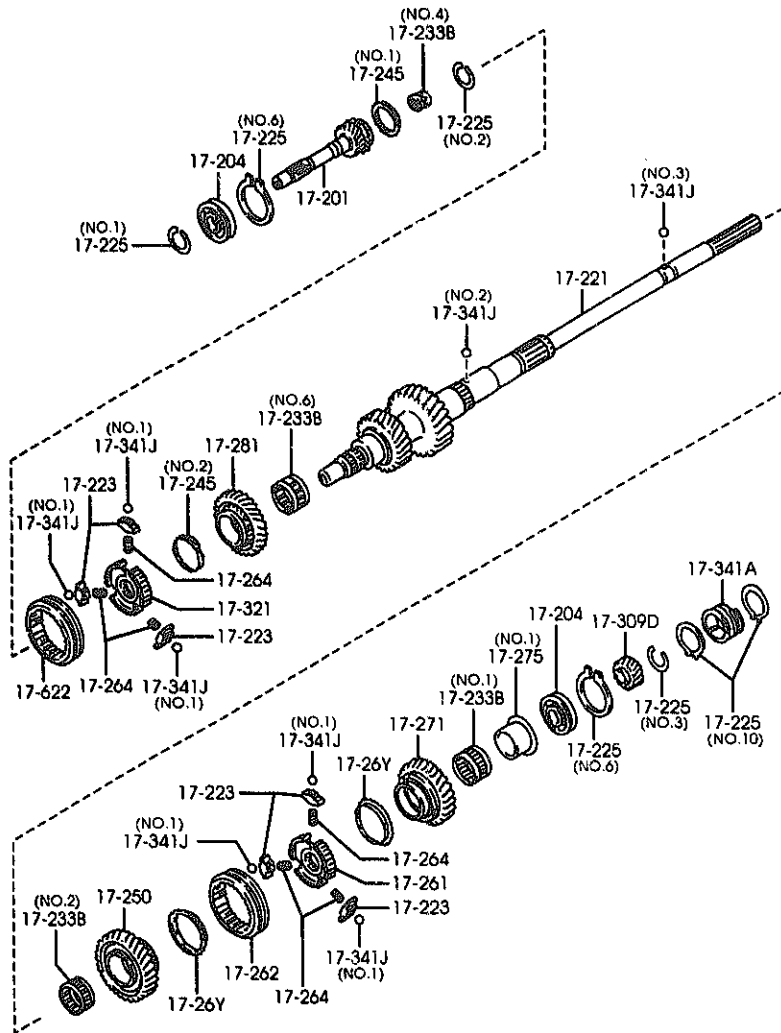
PART NO.	QTY	MODEL/RESTRICTION	MODEL/RESTRICTION	MODEL/RESTRICTION	FROM-TO
CONT'D					
Y601-17-261	1				
17-262		SLEEVE, CLUTCH HUB			
Y601-17-262	1				
17-264		SPRING, SYNCHRO. KEY			
Y601-17-264	12				
17-265		RING, SYNCHRONIZER			
Y601-17-265	2				
17-271		GEAR, 1ST			
Y601-17-271	1				
17-275		RACE, INNER			
Y601-17-285	1 (ILLUST. NO.1)				
Y602-17-285	1 (ILLUST. NO.2)				
17-276		WASHER, THRUST			
Y601-17-276	2	T=3.75MM (ILLUST. NO.1)			
Y602-17-276	2	T=3.80MM (ILLUST. NO.1)			
Y603-17-276	2	T=3.85MM (ILLUST. NO.1)			
Y604-17-276	2	T=3.90MM (ILLUST. NO.1)			
Y605-17-276	2	T=3.95MM (ILLUST. NO.1)			
Y606-17-276	2	T=4.00MM (ILLUST. NO.1)			
Y607-17-276	2	T=4.05MM (ILLUST. NO.1)			
Y608-17-276	2	T=4.10MM (ILLUST. NO.1)			
Y609-17-276	1	(ILLUST. NO.2)			
17-281		GEAR, REVERSE			
Y601-17-281	1				
17-301		GEAR, COUNTER SHAFT			
Y601-17-301	1				

CAT. AUNA07-05

2000-01

1710AA MANUAL TRANSMISSION GEARS
(6-SPEED)

(1/2)



AUNA07

(INC 3491)

1710AA-5 MANUAL TRANSMISSION GEARS
(6-SPEED)

PART NO.	QTY	MODEL/RESTRICTION	MODEL/RESTRICTION	MODEL/RESTRICTION	FROM-TO
17-304		SPACER			
Y601-17-307	1	(ILLUST. NO.1)			
Y602-17-307	1	(ILLUST. NO.2)			
17-304A		GEAR, FRICTION			
Y601-17-304	1	(ILLUST. NO.1)			
Y602-17-304	1	(ILLUST. NO.2)			
17-308		GEAR, COUNTER			
Y601-17-310	1				
17-309D		GEAR, COUNTER (6TH)			
Y601-17-309	1				
17-310		GEAR, REVERSE IDLE			
Y601-17-310	1				
17-315		SHAFT, REV. IDLE GEAR			
Y601-17-315	1				
17-321		HUB, CLUTCH			
Y601-17-621	1				
17-328A		FUNNEL			
Y601-17-32X	1				
17-337		BOLT			
Y602-17-337	2				
17-341A		GEAR, SPEEDO. DRIVE			
M503-17-341A	1				
17-341J		BALL, STEEL			
Y601-17-108	12	(ILLUST. NO.1)			
Y604-17-108	1	(ILLUST. NO.2)			
Y605-17-108	1	(ILLUST. NO.3)			
17-361		GASKET, REAR COVER			
Y602-17-361	2				

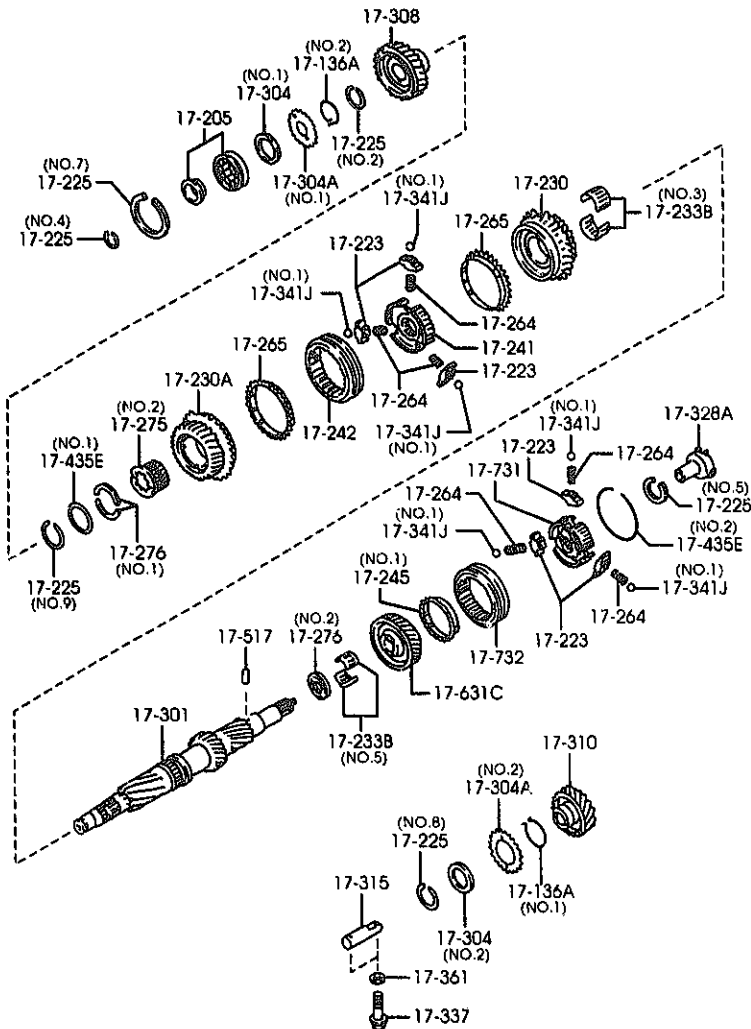
CAT. AUNA07-05

2000-01

1-J 7

1710AA MANUAL TRANSMISSION GEARS
(6-SPEED)

(2/2)



1710AA-6 M MANUAL TRANSMISSION GEARS
(6-SPEED)

PART NO.	QTY	MODEL/RESTRICTION	MODEL/RESTRICTION	MODEL/RESTRICTION	FROM-TO
17-435		RING,SNAP			
Y601-17-435	1				
17-435E		RING,RETAINING			
Y602-17-435	1	(ILLUST. NO.2)			
Y603-17-435	1	(ILLUST. NO.1)			
17-517		PIN			
Y601-17-517	1				
17-622		SLEEVE,CLUTCH HUB			
Y601-17-622A	1				
17-631C		GEAR,6TH			
Y601-17-631	1				
17-731		HUB,CLUTCH			
Y601-17-731	1				
17-732		SLEEVE,CLUTCH HUB			
Y601-17-732	1				



AUNA07

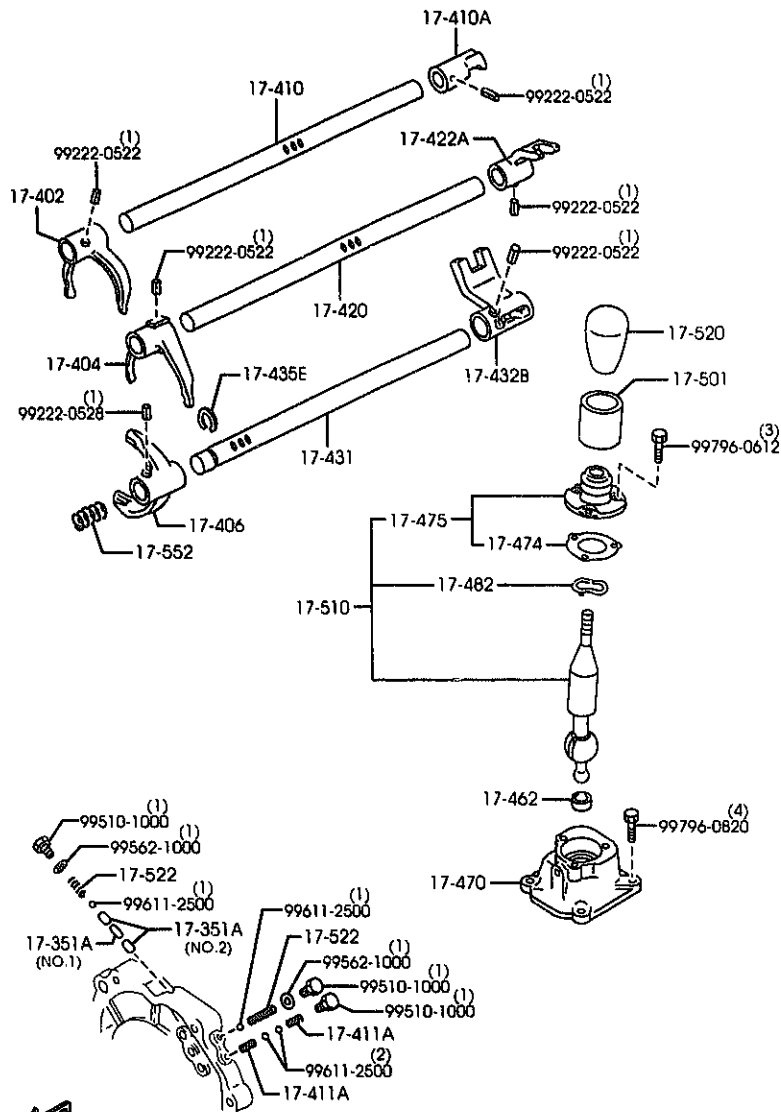
(1N03492)

CAT. AUNA07-05

2000-01

1-K-7

1720A MANUAL TRANSMISSION CHANGE CONTROL SYSTEM
(5-SPEED)



AUNA07

(1N04030)

1720A -1 MANUAL TRANSMISSION CHANGE CONTROL SYSTEM
(5-SPEED)

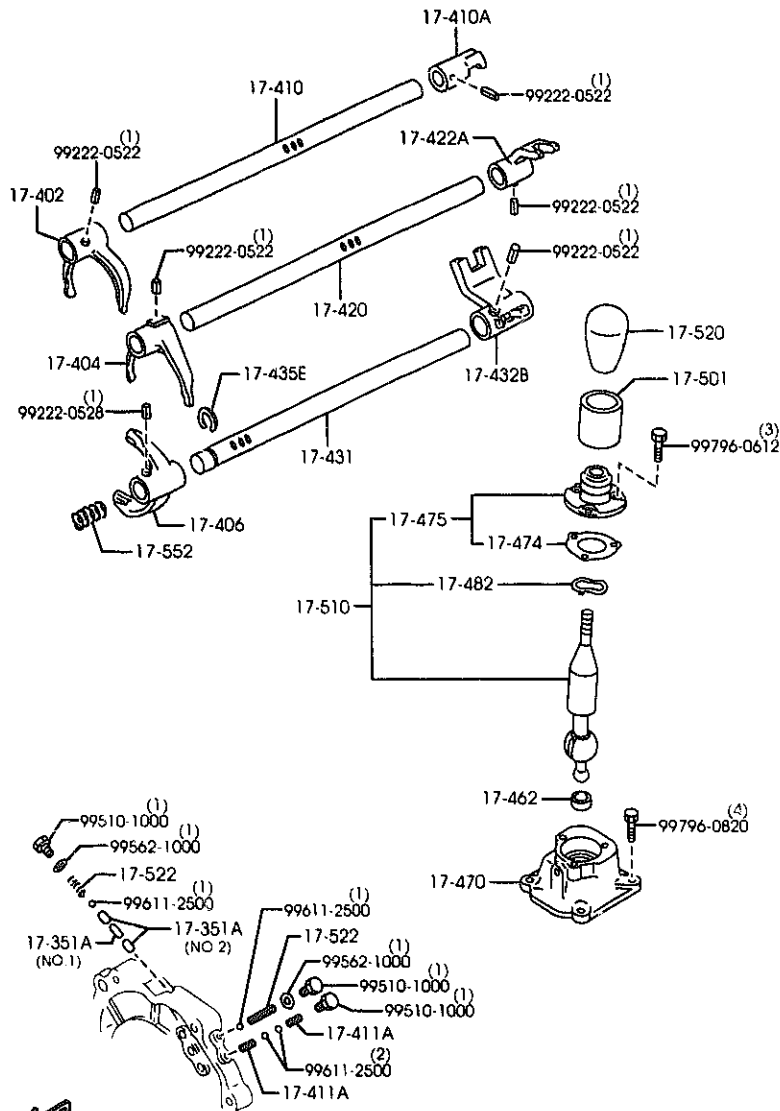
PART NO.	QTY	MODEL/RESTRICTION	MODEL/RESTRICTION	MODEL/RESTRICTION	FROM-TO
17-351A		PIN, INTER LOCK			
R501-17-351	1	(ILLUST. NO.1)			
0114-17-351	2	(ILLUST. NO.2)			
17-402		FORK, SHIFT (1ST & 2ND)			
M503-17-402	1				
17-404		FORK, SHIFT (3RD & 4TH)			
M501-17-404B A (M501-17-404C)	1				-8201
M501-17-404C A (M501-17-404D)	1				8201-9201
M501-17-404D	1				9201-
17-406		FORK, SHIFT			
M504-17-406A	1				
17-410		ROD, SHIFT (1ST&2ND)			
M503-17-411	1				
17-410A		END, S/ROD (1ST&2ND)			
M509-17-412 AN(M509-17-412A)	1				-8501
M509-17-412A	1				8501-
17-411A		SPRING, SHIFT ROD-REVERSE			
0014-17-411	2				
17-420		ROD, SHIFT (3RD&4TH)			
M504-17-421A	1				
17-422A		END, S/ROD (3RD&4TH)			
M509-17-422 AN(M509-17-422A)	1				-8501
M509-17-422A	1				8501-
17-431		ROD, SHIFT-OVER TOP & REVERSE			
M506-17-431A	1				
17-432B		END, SHIFT ROD (O/TOP & REV.)			
M511-17-432 AN(M511-17-432A)	1				-8501
8201 NB353N-106606 8501 NB353N-116870 9201 NB353N-130051					

CAT. AUNA07-05

2000-01

1720A MANUAL TRANSMISSION CHANGE CONTROL SYSTEM
(5-SPEED)

1720A -2 * MANUAL TRANSMISSION CHANGE CONTROL SYSTEM
(5-SPEED)



PART NO.	QTY	MODEL/RESTRICTION	MODEL/RESTRICTION	MODEL/RESTRICTION	FROM-TO
CONT'D					
M511-17-432A	1				8501-
17-435E		RING, RETAINING			
R502-17-435	1				
17-462		SHEET, SPRING			
0398-17-462A	1				
17-470		CASE, CHANGE CONTROL			
M513-17-470	1				
17-474		GASKET, COVER PLATE			
0303-17-474	1				
17-475		BOOT, DUST-CHANGE LEVER			
M513-17-480A	1				
17-482		WASHER, WAVE-CHANGE CONT. CASE			
M505-17-482	1				
17-501		INSULATOR, CHG LEVER			
M501-17-501	1				
17-510		LEVER, CHANGE			
M52B-17-510	1				
17-520		KNOB, CHANGE LEVER			
M523-17-520	1				
17-522		SPRING			
0103-17-411	2				
17-552		SPRING			
M505-17-552	1				

8501 NB353*-116870

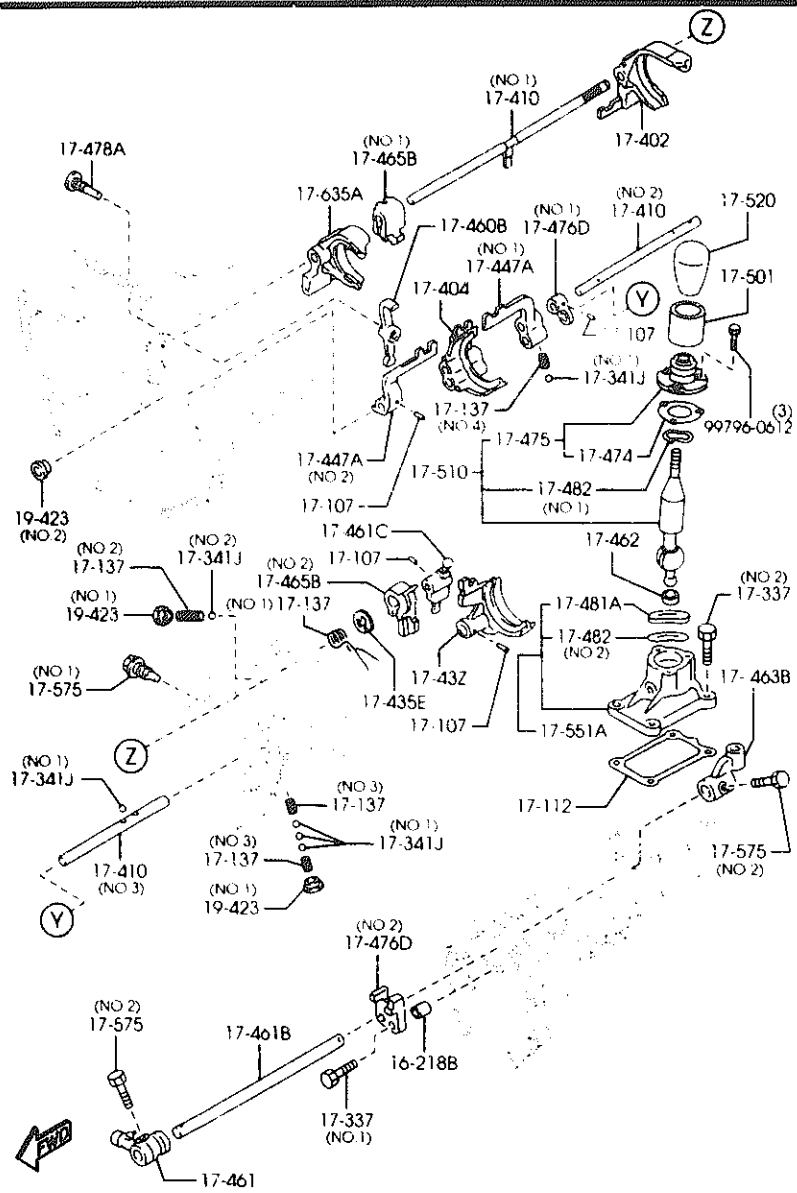
AUNA07

(1N04030)

CAT. AUNA07-05

2000-01

1720AA MANUAL TRANSMISSION CHANGE CONTROL SYSTEM
(6-SPEED)



AUNA37

(1N08910)

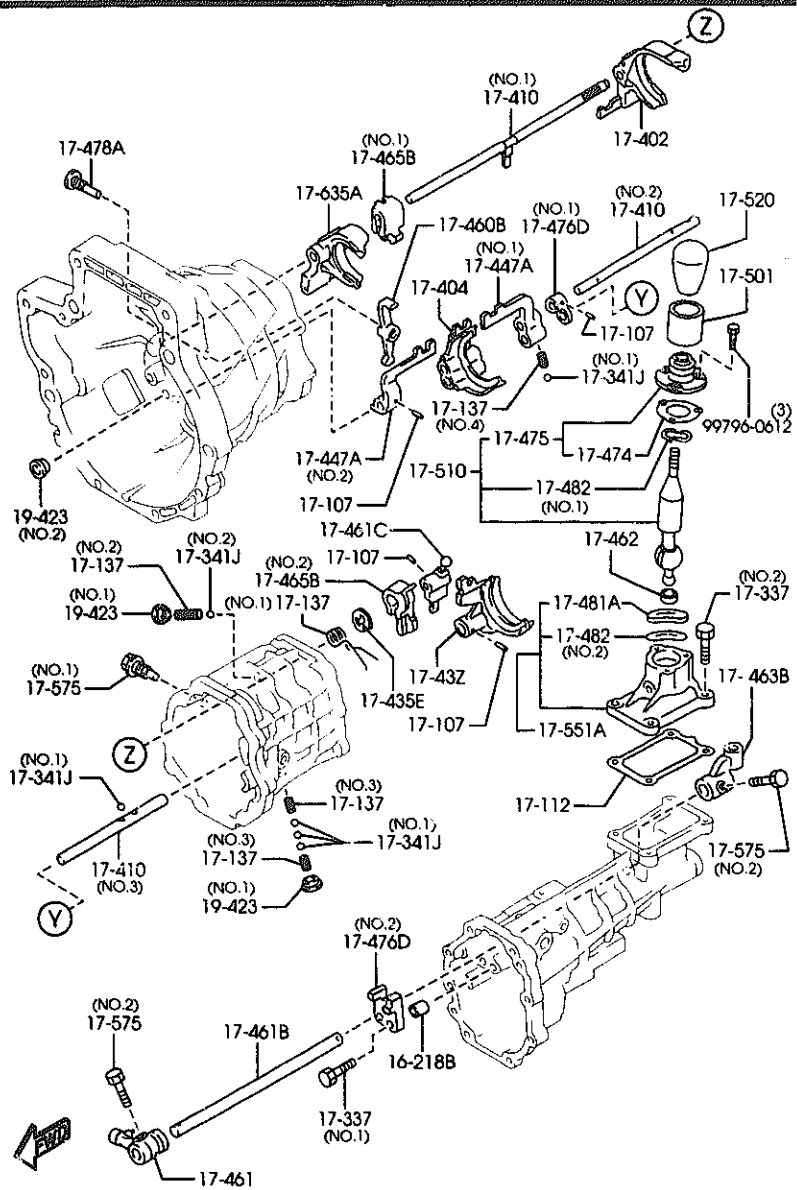
1720AA-1 MANUAL TRANSMISSION CHANGE CONTROL SYSTEM
(6-SPEED)

PART NO.	QTY	MODEL/RESTRICTION	MODEL/RESTRICTION	MODEL/RESTRICTION	FROM-TO
16-218B		PIN, TUBULAR			
Y601-17-209	2				
17-107		PIN, SPRING			
Y601-17-107	4				
17-112		GASKET			
Y601-17-112	1				
17-137		SPRING			
Y603-17-136	1 (ILLUST. NO. 1)				
Y601-17-137	1 (ILLUST. NO. 2)				
Y602-17-137	2 (ILLUST. NO. 3)				
Y603-17-137	1 (ILLUST. NO. 4)				
17-337		BOLT			
Y603-17-337	2 (ILLUST. NO. 1)				
Y606-17-337	4 (ILLUST. NO. 2)				
17-341J		BALL, STEEL			
Y602-17-108	5 (ILLUST. NO. 1)				
Y603-17-108	1 (ILLUST. NO. 2)				
17-402		FORK, SHIFT (1ST & 2ND)			
Y601-17-40X	1				
17-404		FORK, SHIFT (3RD & 4TH)			
Y601-17-40Y	1				
17-410		ROD, SHIFT (1ST&2ND)			
Y601-17-411A	1 (ILLUST. NO. 1)				
Y602-17-411	1 (ILLUST. NO. 2)				
Y603-17-411	1 (ILLUST. NO. 3)				
17-432		FORK, SHIFT-6			
Y601-17-43Z	1				
17-435E		RING, RETAINING			
Y601-17-435	1				

CAT. AUNA07-05

2000-01

**1720AA MANUAL TRANSMISSION CHANGE CONTROL SYSTEM
(6-SPEED)**



AUNA07

(1N08910)

**1720AA-2 MANUAL TRANSMISSION CHANGE CONTROL SYSTEM
(6-SPEED)**

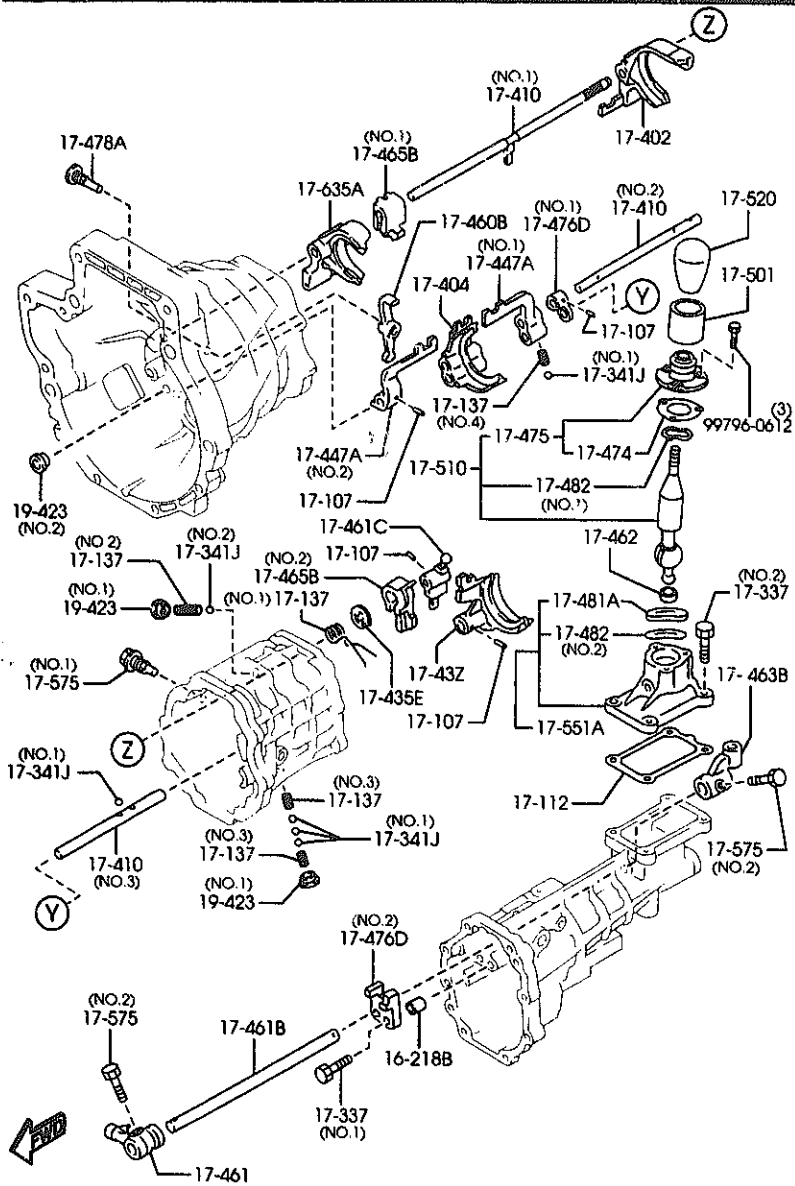
PART NO.	QTY	MODEL/RESTRICTION	MODEL/RESTRICTION	MODEL/RESTRICTION	FROM-TO
17-447A		ARM, SHIFT			
Y601-17-44Y	1	(ILLUST. NO. 1)			
Y602-17-447	1	(ILLUST. NO. 2)			
17-460B		LEVER, COUNTER			
Y601-17-446	1				
17-461		LEVER, CONTROL			
Y601-17-45X	1				
17-461B		ROD, CONTROL			
Y601-17-461	1				
17-461C		LEVER, IN. SHIFT			
Y601-17-455A	1				
17-462		SHEET, SPRING			
0398-17-462A	1				
17-463B		END, CONTROL			
Y601-17-463	1				
17-465B		SLEEVE, INTERLOCK			
Y601-17-465A	1	(ILLUST. NO. 1)			
Y602-17-465	1	(ILLUST. NO. 2)			
17-474		GASKET, COVER PLATE			
0303-17-474	1				
17-475		BOOT, DUST-CHANGE LEVER			
M513-17-480A	1				
17-476D		BLOCK, STOPPER			
Y601-17-476	1	(ILLUST. NO. 1)			
Y602-17-476	1	(ILLUST. NO. 2)			
17-478A		SHAFT, CRANK LEVER			
Y601-17-478	1				
17-481A		BUSH, CHANGE			

CAT. AUNA07-05

2000-01

1720AA MANUAL TRANSMISSION CHANGE CONTROL SYSTEM
(6-SPEED)

1720AA-3 * MANUAL TRANSMISSION CHANGE CONTROL SYSTEM
(6-SPEED)



AUNA07

(1N08910)

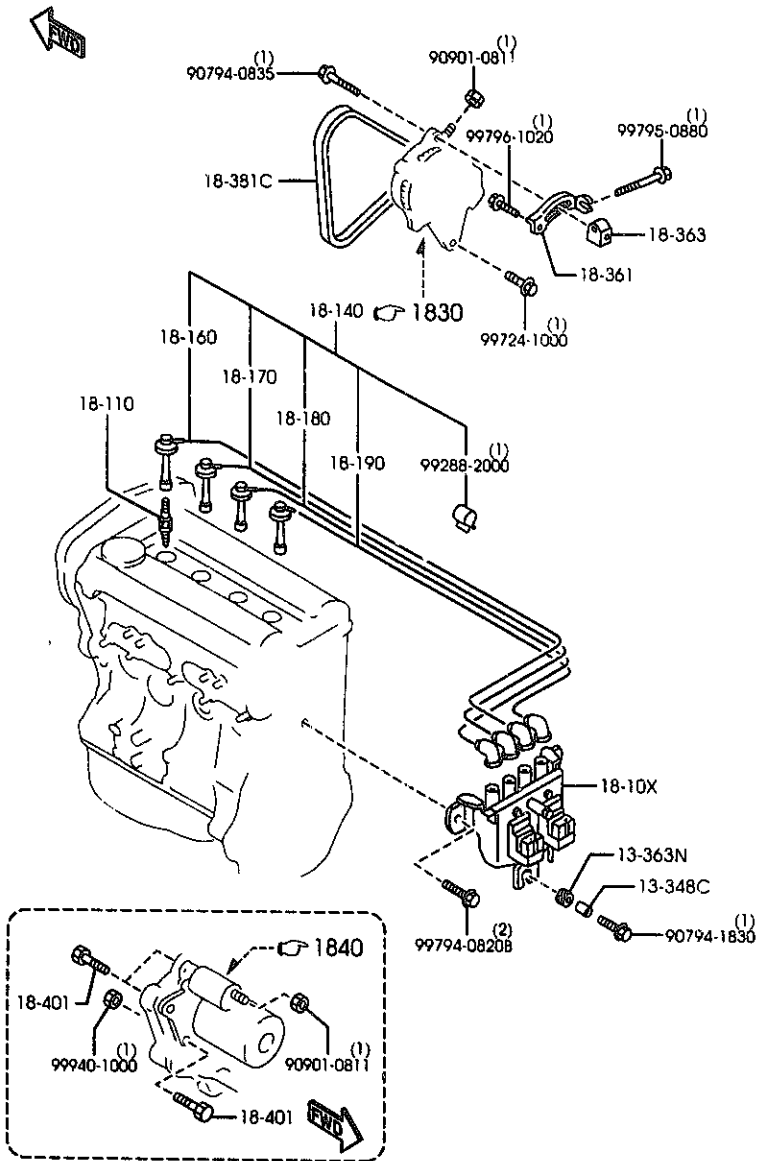
PART NO.	QTY	MODEL/RESTRICTION	MODEL/RESTRICTION	MODEL/RESTRICTION	FROM-TO
CONT'D					
R503-17-492	1				
17-482		WASHER, WAVE-CHANGE C			
H505-17-482	1	ONT. CASE (ILLUST. NO. 1)			
8599-17-482	1	(ILLUST. NO. 2)			
17-501		INSULATOR, CHG LEVER			
H501-17-501	1				
17-510		LEVER, CHANGE			
Y601-17-510B	1				
17-520		KNOB, CHANGE LEVER			
Y604-17-520	1				
17-551A		CASE, CONTROL			
Y601-17-470	1				
17-575		BOLT			
Y601-17-575	1	(ILLUST. NO. 1)			
Y602-17-575	2	(ILLUST. NO. 2)			
17-635A		FORK, SHIFT 5TH & RE			
Y601-17-43Y	1	VERSE			
19-423		PLUG			
Y603-17-495	2	(ILLUST. NO. 1)			
Y604-17-495	1	(ILLUST. NO. 2)			

CAT. AUNA07-05

2000-01

1800A ENGINE ELECTRICAL SYSTEM

1800A -1 ENGINE ELECTRICAL SYSTEM



PART NO.	QTY	MODEL/RESTRICTION	MODEL/RESTRICTION	MODEL/RESTRICTION	FROM-TO
13-348C		SPACER			
B61P-13-348	1				
13-363N		RUBBER, MOUNTING			
B61P-13-363A	1				
18-10X		COIL & IGNITER			
BP4W-18-10XA	1				
18-110		PLUG, SPARK			
BP01-18-110	4	BKR5E-11 NGK (STD.)			
BP02-18-110	4	K16PR-U11 ND (STD.)			
BP03-18-110	4	BKR6E-11 NGK (OPTION COLD TYPE)			
BP04-18-110	4	K20PR-U11 ND (OPTION COLD TYPE)			
BP11-18-110	4	RC10YC4 CHAMPION (STD.)			
BP12-18-110	4	RCBYC4 CHAMPION (OPTION COLD TYPE)			
BP13-18-110	4	BP1318110 MAZDA (STD.)			9501-
BP14-18-110	4	BP1418110 MAZDA (OPTION COLD TYPE)			9501-
18-140		CORD SET, HI. TENSION			
BPE8-18-140A	1				
18-160		CORD NO.1, HI. TENSION			
BPE8-18-T51	1				
18-170		CORD NO.2, HI. TENSION			
BPE8-18-T52	1				
18-180		CORD NO.3, HI. TENSION			
BPE8-18-T53	1				
18-190		CORD NO.4, HI. TENSION			
BPE8-18-T54A	1				
9501 NBS53*-157711					

AUNA07

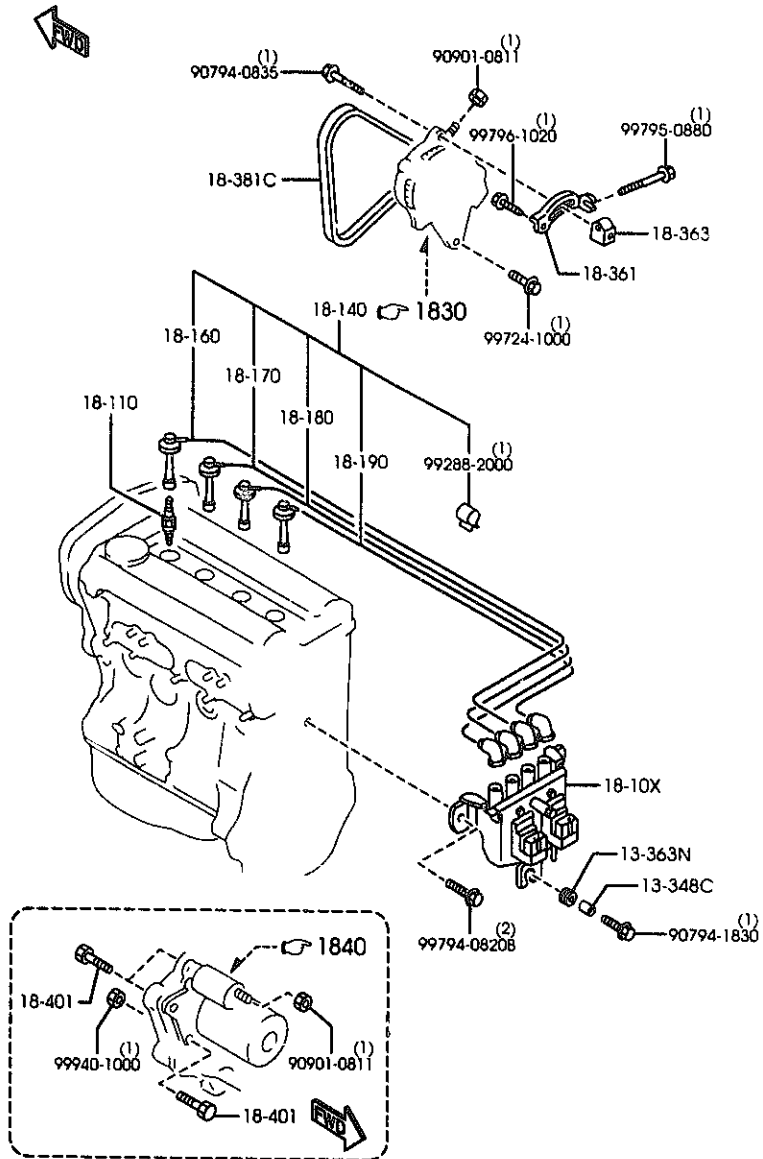
(1N08340)

CAT. AUNA07-05

2000-01

1800A ENGINE ELECTRICAL SYSTEM

1800A -2 * ENGINE ELECTRICAL SYSTEM



PART NO.	QTY	MODEL/RESTRICTION	MODEL/RESTRICTION	MODEL/RESTRICTION	FROM-TO
18-361		STRAP, ALTERNATOR			
B6BF-18-361C	1				
18-363		SPACER, STRAP			
FP01-18-363	1				
18-381C		BELT *V*, W/PUMP&ALTER NATOR			
BP4W-18-381	1	4PK L=885 GATES			
B6BF-18-381	1	4PK L=885 BANDO			
18-401		BOLT, STARTER			
B6BG-18-401A	3				

AUNA07

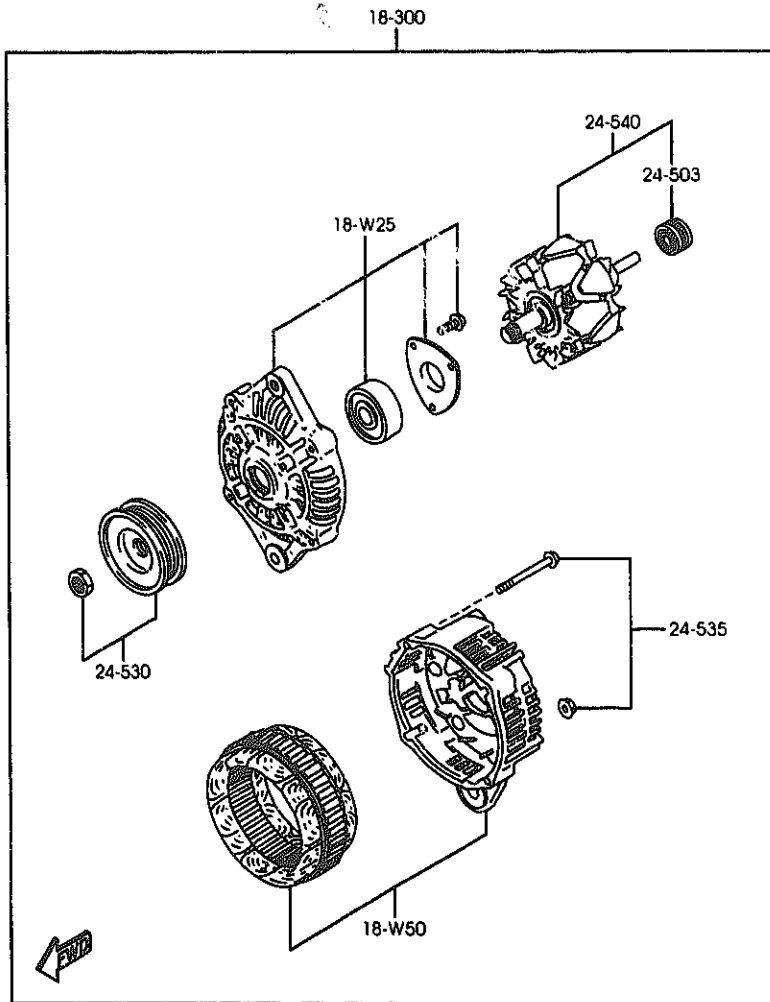
(1N08340)

CAT. AUNA07-05

2000-01

1830A ALTERNATOR

1830A -1 # ALTERNATOR



PART NO.	QTY	MODEL/RESTRICTION	MODEL/RESTRICTION	MODEL/RESTRICTION	FROM-TO
18-W25 BP4W-18-W25	1	COVER, FRONT-ALTERNATOR			
18-W50 BP4W-18-W50	1	COVER, REAR-ALTERNATOR			
18-300 BP4W-18-300C	1	ALTERNATOR			
24-503 B3D1-18-W36	1	BEARING, BALL-ALT. REAR			
24-530 B3D1-18-W10	1	PULLEY			
24-535 WL01-18-W20	1	SCREW SET			
24-540 BP4W-18-W35	1	ROTOR			

AUNA07

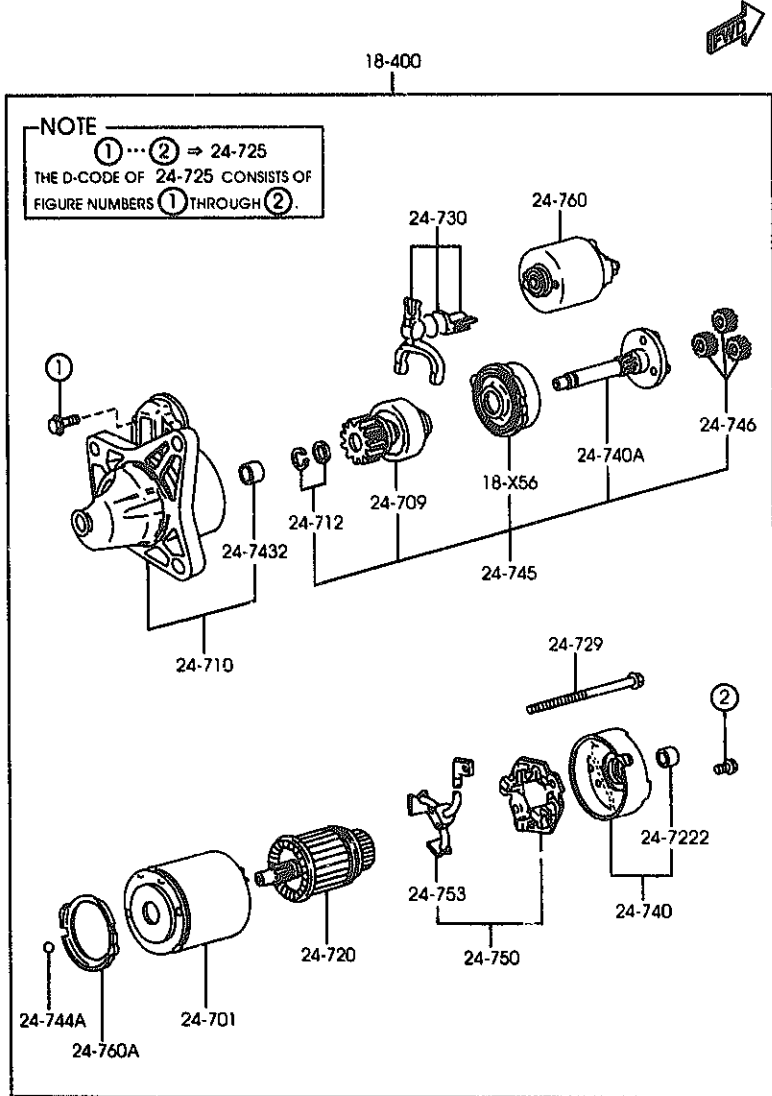
(1N07300)

CAT. AUNA07-05

2000-01

1840A STARTER

1840A -1 STARTER



PART NO.	QTY	MODEL/RESTRICTION	MODEL/RESTRICTION	MODEL/RESTRICTION	FROM-TO
18-X56 FP13-18-X56	1	GEAR, INTERNAL-STARTER MITSUBISHI			
18-400 BPD4-18-600 A (BPD4-18-600A)	1	STARTER			-7C01
BPD4-18-600A	1				7C01-
24-701 FP13-18-X65	1	YOKE MITSUBISHI			
24-709 BPD4-18-X25	1	PINION			
24-710 BPD4-18-X00	1	BRACKET, FRONT			
24-712 N326-18-X30	1	STOPPER SET MITSUBISHI			
24-720 BPD4-18-X60	1	ARMATURE MITSUBISHI			
24-722 N326-18-X62A	1	SLEEVE, BEARING-REAR MITSUBISHI			
24-725 E356-18-X95	1	SCREW SET MITSUBISHI			
24-729 BPD4-18-X90	2	BOLT MITSUBISHI			
24-730 BPD4-18-X05A	1	LEVER			
24-740 FP13-18-X80		BRACKET, REAR MITSUBISHI			

7C01 NB353#-100063

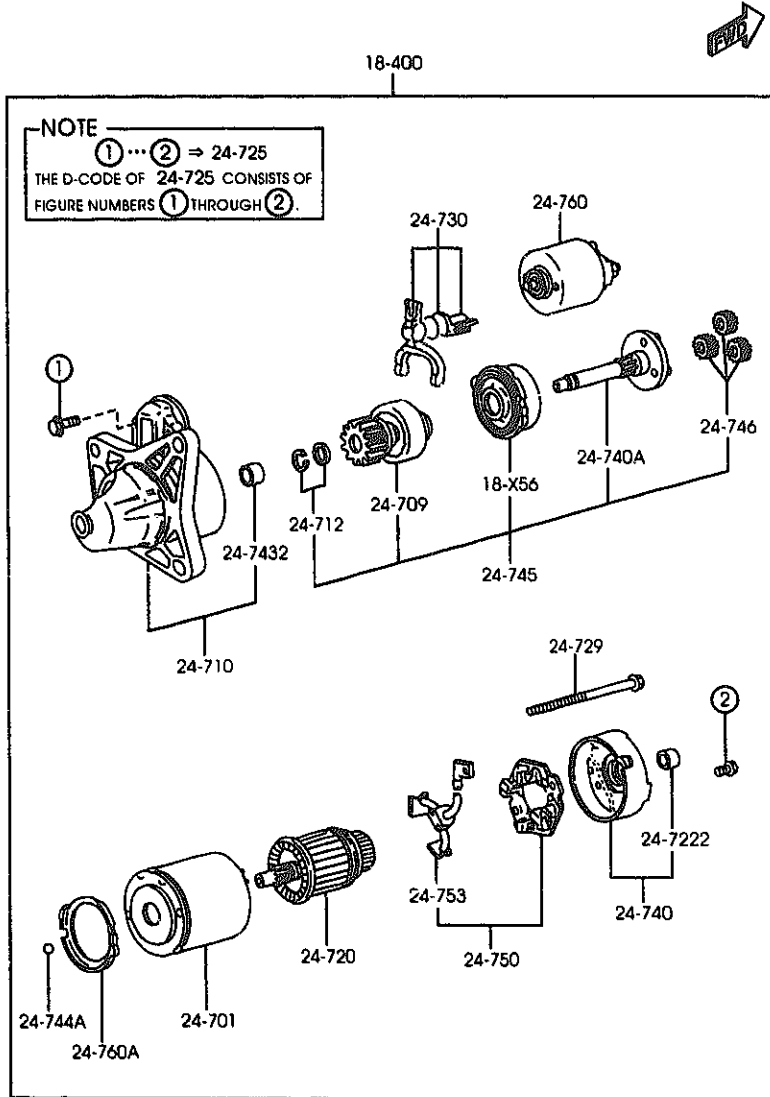
AUNA07

(1N07310)

CAT. AUNA07-05

2000-01

1840A STARTER



1840A -2 * STARTER

PART NO.	QTY	MODEL/RESTRICTION	MODEL/RESTRICTION	MODEL/RESTRICTION	FROM-TO
CONT'D	1				
24-740A	1	SHAFT			
BPD4-18-X48	1	MITSUBISHI			
24-7432	1	SLEEVE, BEARING-FRONT			
E356-18-X01	1	MITSUBISHI			
24-744A	1	BALL, STEEL			
NS26-18-X93	1	MITSUBISHI			
24-745	1	SHAFT, CLUTCH			
BPDE-19-X28A	1				
24-746	3	GEAR			
NS26-18-X57	3	MITSUBISHI			
24-750	1	HOLDER, BRUSH			
F2D4-18-X70	1				
24-753	1	BRUSH, YOKE			
F2D4-18-X66	1				
24-760	1	SWITCH			
BPD4-18-X10	1				
24-760A	1	GASKET			
FP13-18-X87	1	MITSUBISHI			

AUNA07

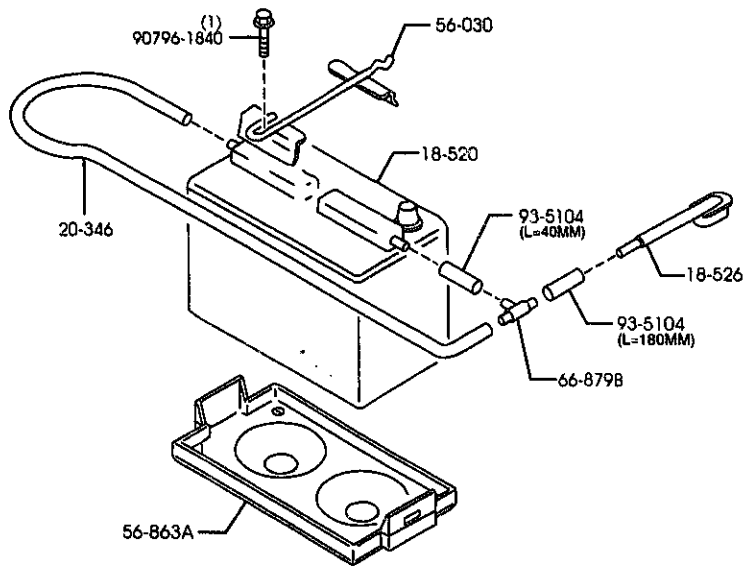

(1N07310)

CAT. AUNA07-05

2900-01

1850A BATTERY

1850A -1 * BATTERY



PART NO.	QTY	MODEL/RESTRICTION	MODEL/RESTRICTION	MODEL/RESTRICTION	FROM-TO
18-520		BATTERY			
B6AC-18-520	1	S46A24L(S) PANASONIC			
18-526		CONNECTOR, TUBE-BATTERY			
B61P-18-526	1				
20-346		TUBE, VACUUM			
BP4W-18-524	1				
56-030		CLAMP, BATTERY			
NC10-56-03XB	1				
56-863A		TRAY, BATTERY			
NC10-56-041A	1				
66-879B		JOINT			
081S-66-879	1				
93-5104		HOSE			
99351-04999	1	L=1M CUT IT TO USE			

AUNA07

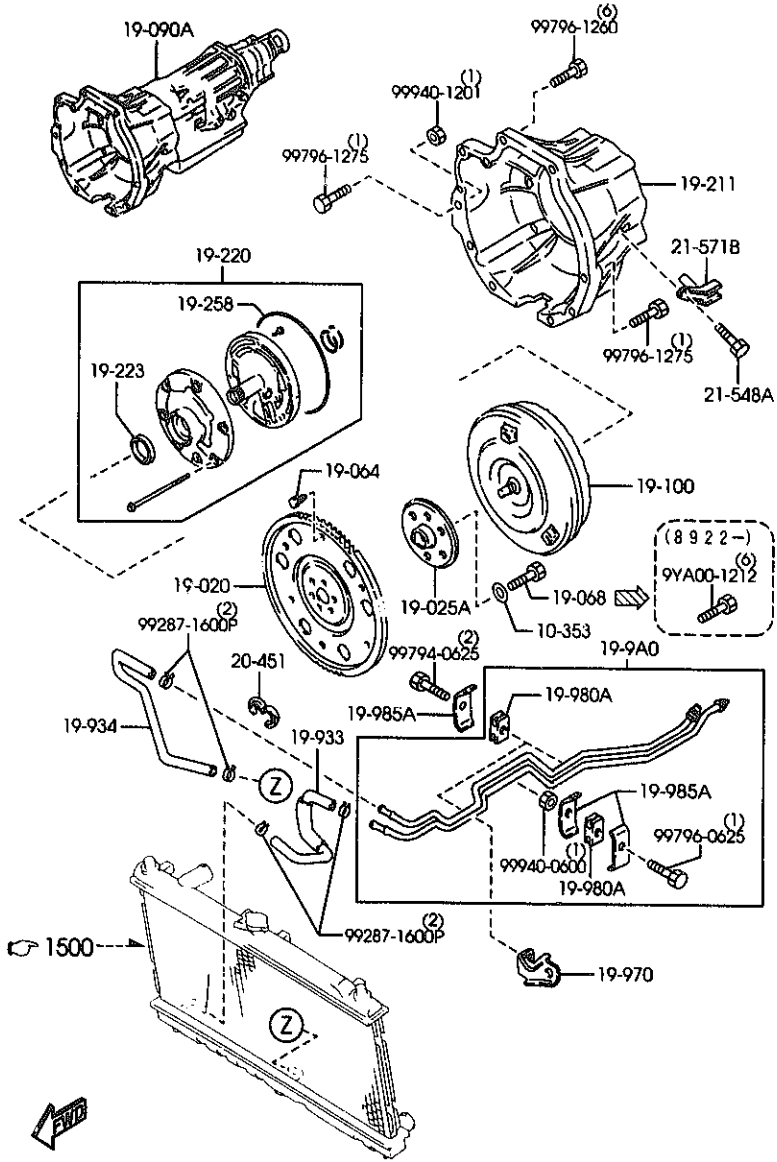
(1N07320)

CAT. AUNA07-05

2000-01

1910A AUTOMATIC TRANSMISSION TORQUE CONVERTER, OIL PUMP & PIPINGS

1910A -1 AUTOMATIC TRANSMISSION TORQUE CONVERTER, OIL PUMP & PIPINGS



PART NO.	QTY	MODEL/RESTRICTION	MODEL/RESTRICTION	MODEL/RESTRICTION	FROM-TO
10-353		WASHER, PLAIN			
0290-10-353	6				-8922
19-020		PLATE, DRIVE			
SB01-19-020	1				
19-025A		ADAPTER, DRIVE PLATE			
FA01-19-025	1	SUMINO INDUSTRY			
19-064		BOLT			
3649-19-064A	6				
19-068		BOLT, LOCK			
FT31-19-064	6				-8922
19-090A		T/MISSION CPT.			
SB01-19-090C	1				-7C24
SB01-19-090D	1				7C24-
19-100		COUPLING			
SB01-19-100	1				
19-211		HOUSING, CONVERTER			
SB01-19-210	1				
19-220		PUMP, OIL			
SB01-19-700	1				
19-223		SEAL, OIL			
BT24-19-223	1				
19-258		SEAL, CUT RING			
BT24-19-258	1				
19-9A0		PIPE, OIL-OILPUMP			
SB01-19-9A0B	1				
19-933		HOSE, OIL			
SB01-19-933B	1				

7C24 NB353R-102379
8922 NB353R-122646

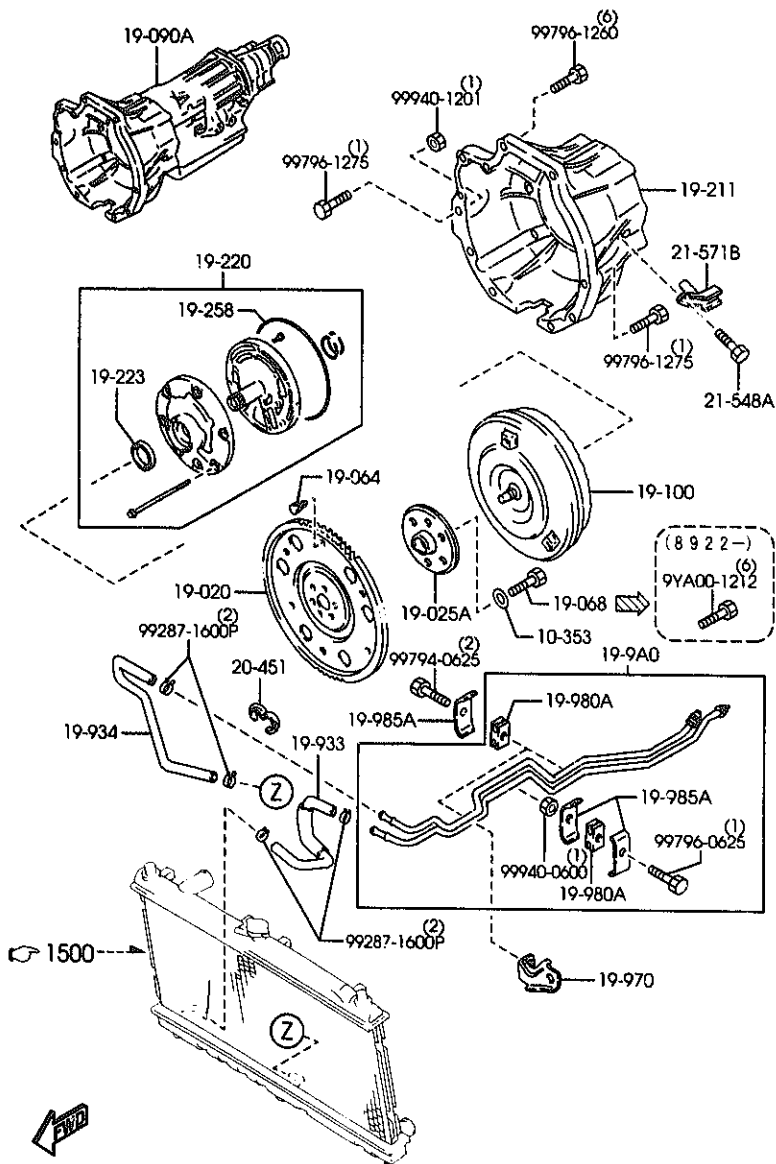
AUNA07

(1N09660)

CAT. AUNA07-05

2000-01

1910A AUTOMATIC TRANSMISSION TORQUE CONVERTER, OIL PUMP & PIPINGS



AUNA07

(1N09660)

1910A -2 * AUTOMATIC TRANSMISSION TORQUE CONVERTER, OIL PUMP & PIPINGS

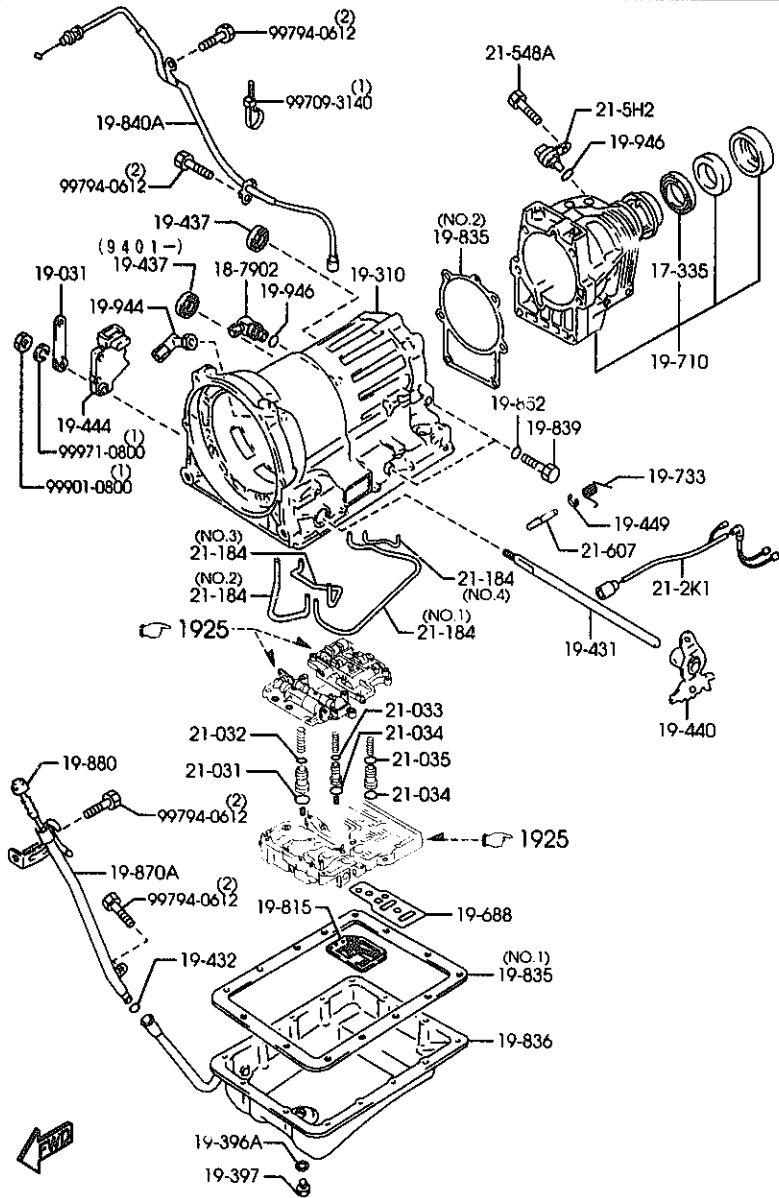
PART NO.	QTY	MODEL/RESTRICTION	MODEL/RESTRICTION	MODEL/RESTRICTION	FROM-TO
19-934		HOSE,OIL			
SB01-19-934	1				
19-970		BRACKET			
BU55-19-970A	1				
19-980A		SUPPORT,OIL PIPE			
BU29-19-980	3				
19-985A		CLIP,OIL PIPE			
BU29-19-985	4				
20-451		CLIP			
B612-20-468	1				
21-548A		BOLT			
SB01-21-548	1				
21-571B		GENERATOR,SPEED PULS			
SB01-21-5H1	1				

CAT. AUNA07-05

2000-01

1920A AUTOMATIC TRANSMISSION CASE & MAIN CONTROL SYSTEM

1920A -1 AUTOMATIC TRANSMISSION CASE & MAIN CONTROL SYSTEM



AUNA07

(1N07950)

PART NO.	QTY	MODEL/RESTRICTION	MODEL/RESTRICTION	MODEL/RESTRICTION	FROM-TO
17-335		SEAL, OIL			
BV8B-17-335	1				
18-7902		CONNECTOR			
BV8B-19-926	1				
19-031		LEVER, SELECT			
SB01-19-030	1				
19-310		CASE, T/MISSION			
BV8B-19-310	1				
19-396A		GASKET			
BT24-19-859	1				
19-397		BOLT			
BT24-19-858	1				
19-431		SHAFT, MANUAL			
BT24-19-431	1				
19-432		RING, 'O'			
99541-81007	1				
19-437		SEAL, MANUAL SHAFT LEVER			
BT24-19-437	1				
BT24-19-437	2				
19-440		PLATE, MANUAL			
SB01-19-441	1				
19-444		SWITCH, INHIBITOR			
BV8B-19-444	1				
19-449		RING, SNAP			
BT24-19-449	1				
19-688		GASKET, GOVERNOR			
SB01-19-688	1				
9401 NB353N-136673					

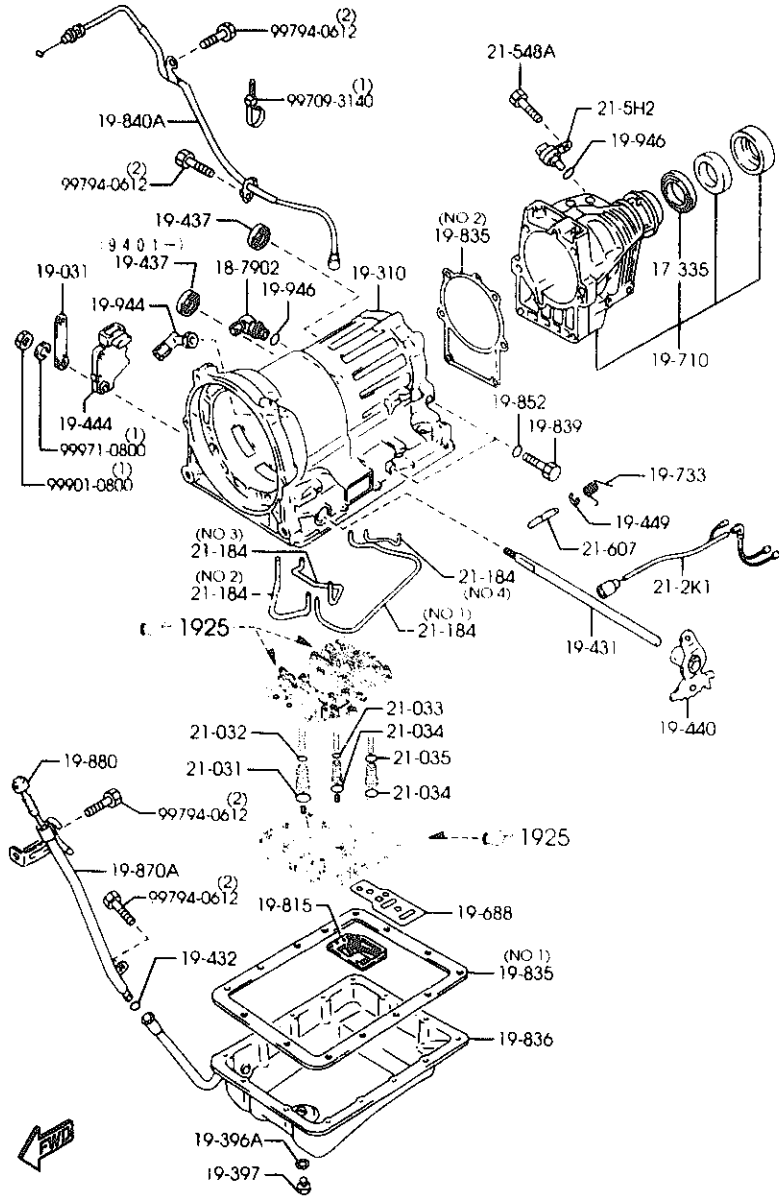
-9401
9401-

CAT. AUNA07-05

2000-01

1920A AUTOMATIC TRANSMISSION CASE & MAIN CONTROL SYSTEM

1920A -2 AUTOMATIC TRANSMISSION CASE & MAIN CONTROL SYSTEM



PART NO.	QTY	MODEL/RESTRICTION	MODEL/RESTRICTION	MODEL/RESTRICTION	FROM-TO
19-710		HOUSING, EXTENSION			
SB02-19-710	1				
19-733		SPRING, PAWL RETURN			
BU60-19-733	1				
19-815		STRAINER, OIL			
BV6B-19-815	1				
19-835		GASKET, OIL PAN			
SB01-19-0A2	1	(ILLUST. NO. 2)			
BT24-19-835	1	(ILLUST. NO. 1)			
19-836		PAN, OIL			
SB01-19-830	1				
19-839		SCREW, T. MISSION CAS			
BT24-19-839	2				
19-840A		CABLE, THROTTLE-A/T			
SB01-21-600	1				
19-852		RING, 'O'-T. MISSION CASE			
BT24-19-852	2				
19-870A		TUBE, FILLER			
SB01-19-890A	1				
19-880		GAUGE, OIL LEVEL			
SB01-19-880 A (SB01-19-880A)	1				-7C24
SB01-19-880A	1				7C24-
19-946		UNION, OIL PIPE			
BV6B-19-936	1				
19-946		RING, 'O'			
BT24-19-946	2				
21-031		RING, 'O'-UP. ACCUM 2N D PIS			
BT24-21-031	1				

7C24 NB353*-102379

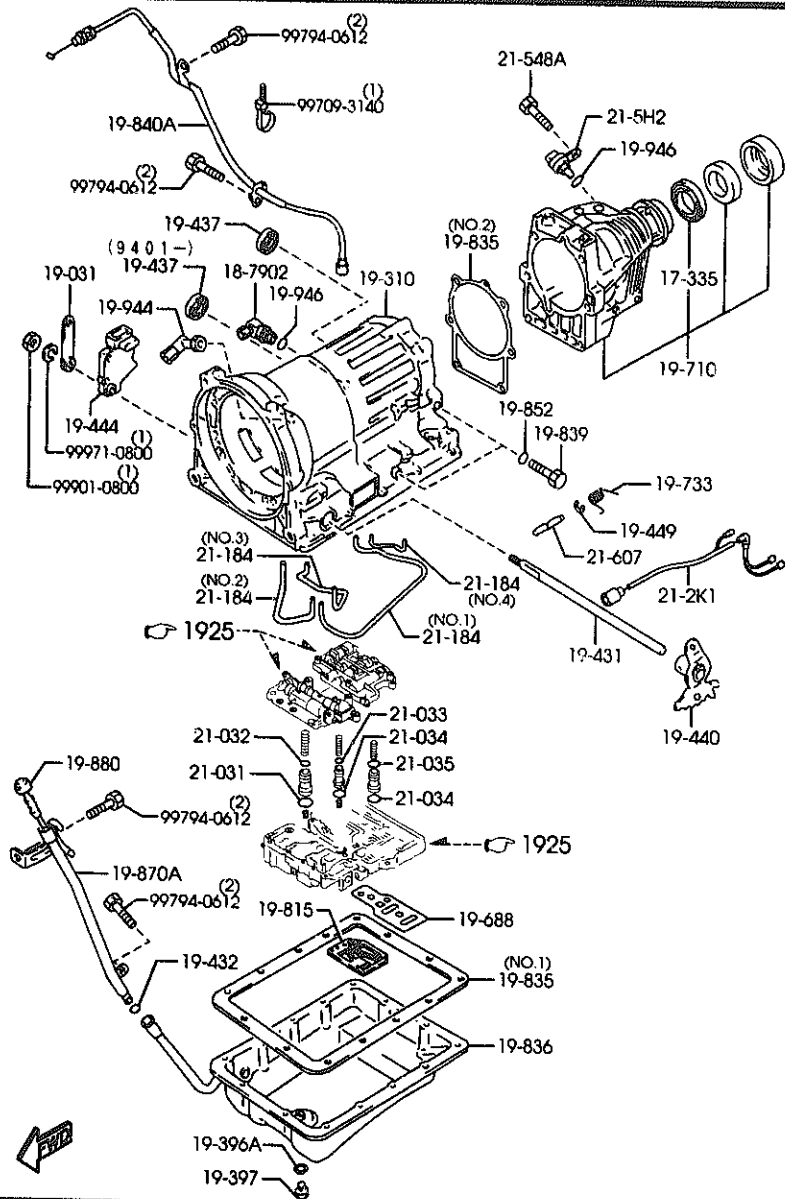
AUNA07

(1N07950)

CAT. AUNA07-05

2980-01

1920A AUTOMATIC TRANSMISSION CASE & MAIN CONTROL SYSTEM



1920A -3 * AUTOMATIC TRANSMISSION CASE & MAIN CONTROL SYSTEM

PART NO.	QTY	MODEL/RESTRICTION	MODEL/RESTRICTION	MODEL/RESTRICTION	FROM-TO
BT24-21-032	1	RING, '0'-UP, ACCUM 2ND PIS			
BT24-21-033	1	RING, '0'-ACCUM. CLUTCH			
BT24-21-034	2	RING, '0'-ACCUM. CLUTCH			
BT24-21-035	1	RING, '0'-ACCUM. FOR. CLUTCH			
BV8B-21-181	1	PIPE, OIL (ILLUST. NO.1)			
BV8C-21-181	1	(ILLUST. NO.2)			
BV8B-21-184	1	(ILLUST. NO.3)			
BV8C-21-184	1	(ILLUST. NO.4)			
BV8B-21-2K1	1	CONNECTOR, SOLENOID VALVE			
BV8B-21-5H2	1	SENSOR, REVOLUTION			
BV8B-21-548	1	BOLT			
BU60-21-607	1	PIN, PARKING PAWL			

AUNA07

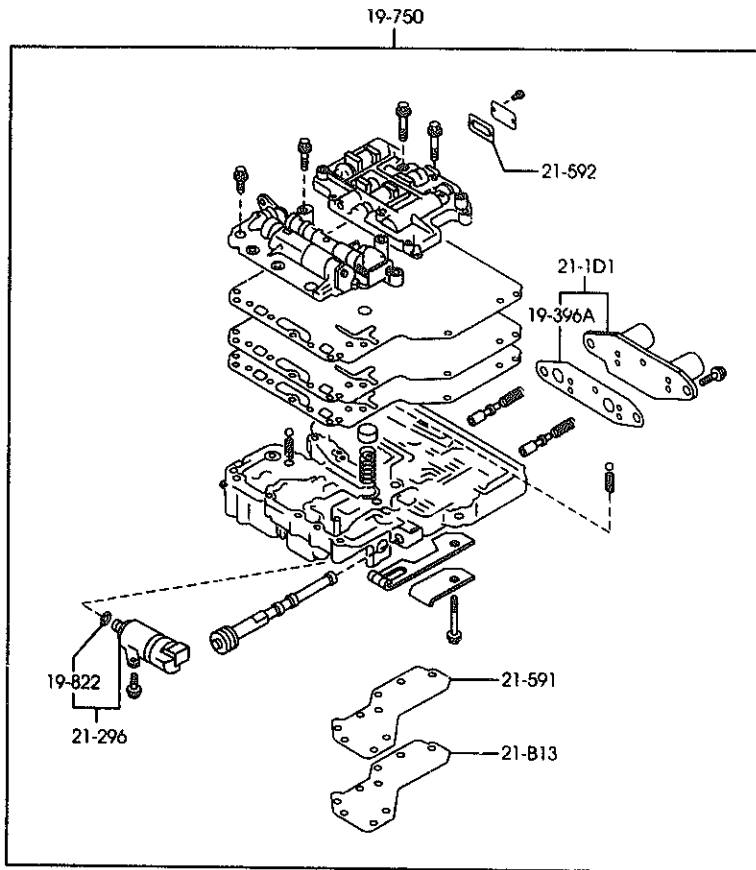
(1N07950)

CAT. AUNA07-05

2000-01

1925A AUTOMATIC TRANSMISSION CONTROL VALVE

1925A -1 * AUTOMATIC TRANSMISSION CONTROL VALVE



PART NO.	QTY	MODEL/RESTRICTION	MODEL/RESTRICTION	MODEL/RESTRICTION	FROM-TO
19-396A BV8B-19-859	1	GASKET			
19-750 SB01-19-750	1	VALVE, CONTROL			
19-822 BV8B-19-822	1	SEAL, O-RING			
21-B13 SB01-21-B06	1	GASKET, PLATE			
21-1D1 SB01-21-1D1	1	SOLENOID			
21-296 SB01-21-3A5	1	SOLENOID, LOCK UP CONTROL			
21-591 SB01-21-591	1	GASKET, UPPER-C. V. BODY			
21-592 SB01-21-592	1	GASKET, LOWER-C. V. BODY			

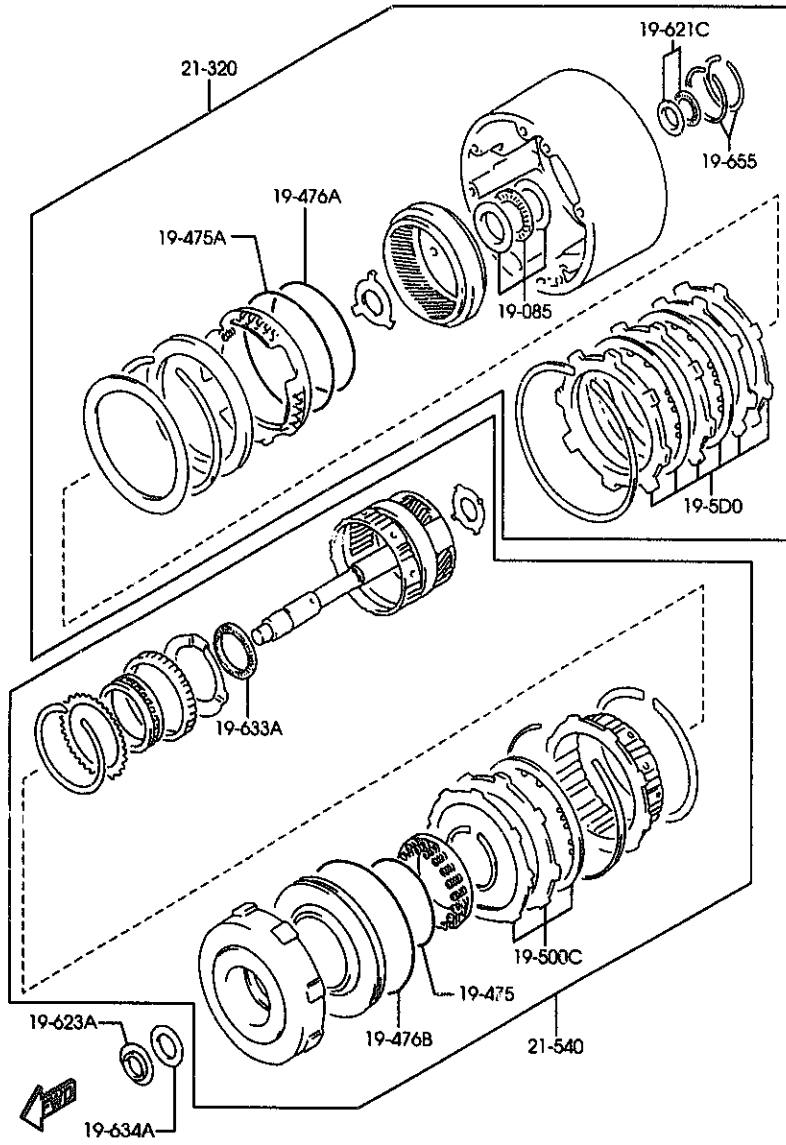
AUNA07

(1N07960)

CAT. AUNA07-05

2000-01

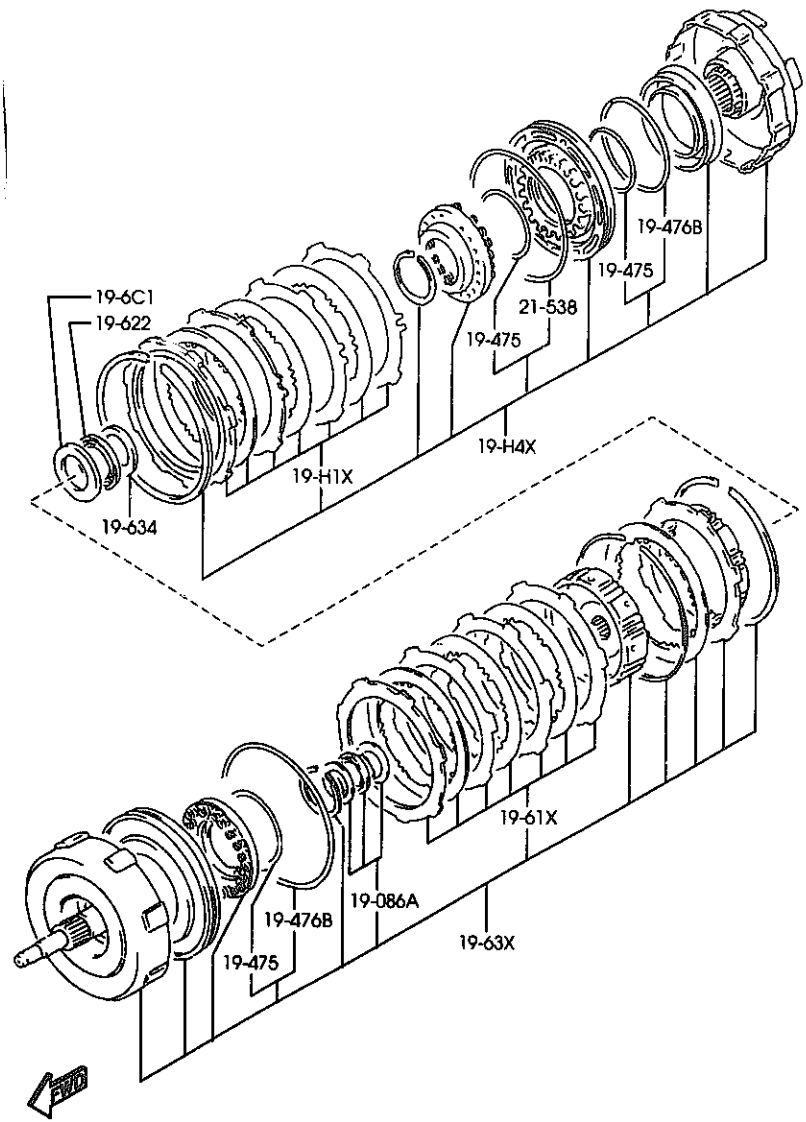
1930A AUTOMATIC TRANSMISSION CLUTCHES & PLANETARY GEARS (1/3)



AUNA07

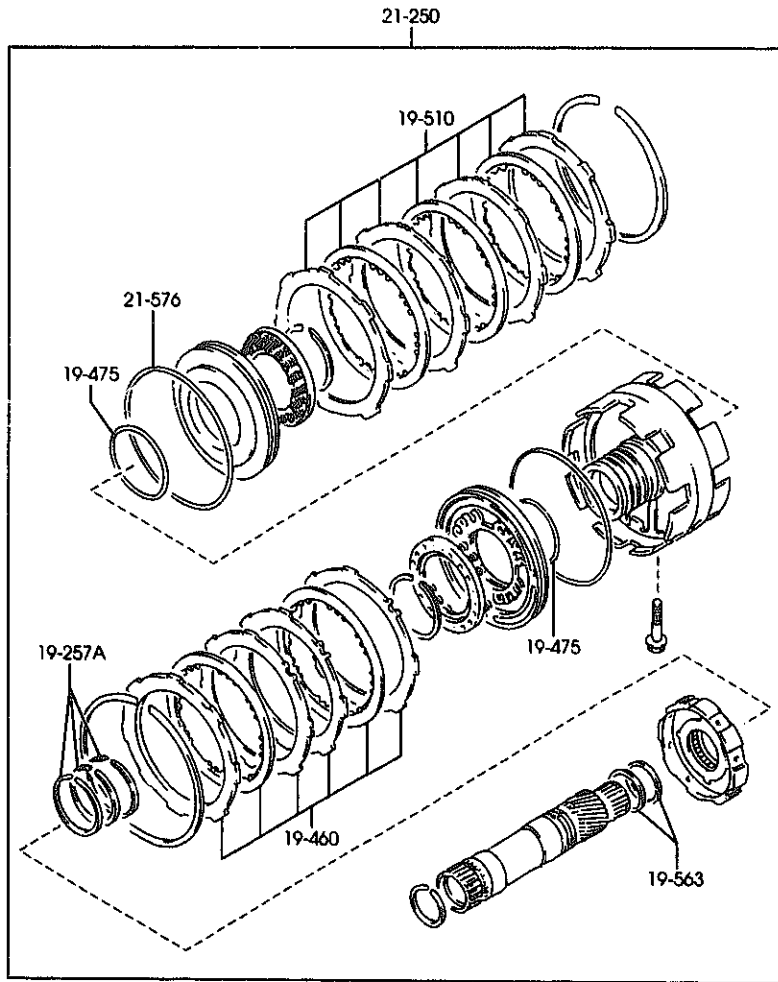
(1N07971)

1930A AUTOMATIC TRANSMISSION CLUTCHES & PLANETARY GEARS (2/3)



AUNA07

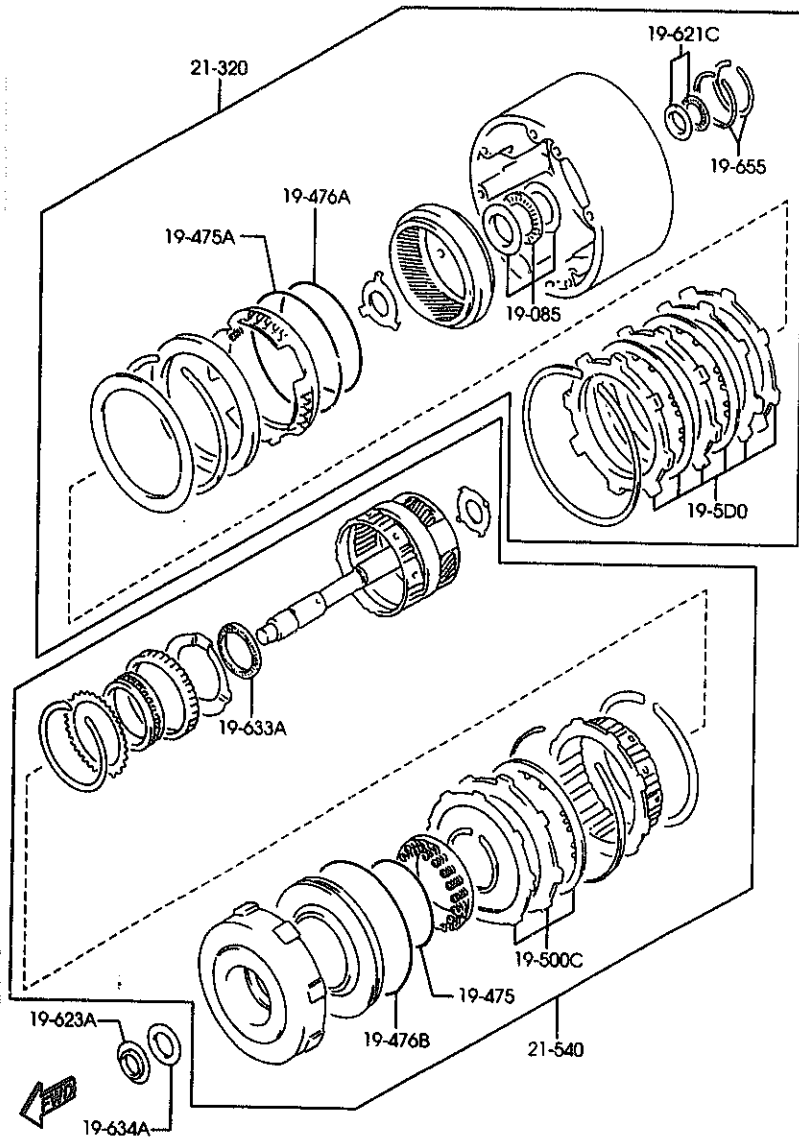
(1N07972)



AUNA07

(1N07973)

1930A AUTOMATIC TRANSMISSION CLUTCHES & PLANETARY GEARS (1/3)



AUNA07

(1N07971)

1930A -1 AUTOMATIC TRANSMISSION CLUTCHES & PLANETARY GEARS

PART NO.	QTY	MODEL/RESTRICTION	MODEL/RESTRICTION	MODEL/RESTRICTION	FROM-TO
19-H1X		CLUTCH,PACK DIRECT			
SB01-19-H1X	1				
19-H4X		CLUTCH,DIRECT			
SB01-19-H4X	1				
19-085		BEARING			
SB01-19-085	1				
19-086A		BEARING			
SB01-19-086	1				
19-257A		RING,SEAL			
BT24-19-257	3				
19-460		CLUTCH,FRONT			
SB01-19-460	1				
19-475		SEAL,'O'RING			
BT24-19-475	6				
19-475A		RING,'O'			
BU60-19-475	1				
19-476A		RING,'O'			
BU60-19-476	1				
19-476B		RING,'O'			
BT24-19-476	3				
19-5D0		CLUTCH,HIGH			
SB01-19-5D0	1				
19-500C		CLUTCH			
SB01-19-500	1				
MSB10-19-500	1				-9A01
19-510		CLUTCH,REAR			9A01-
SB01-19-510	1				

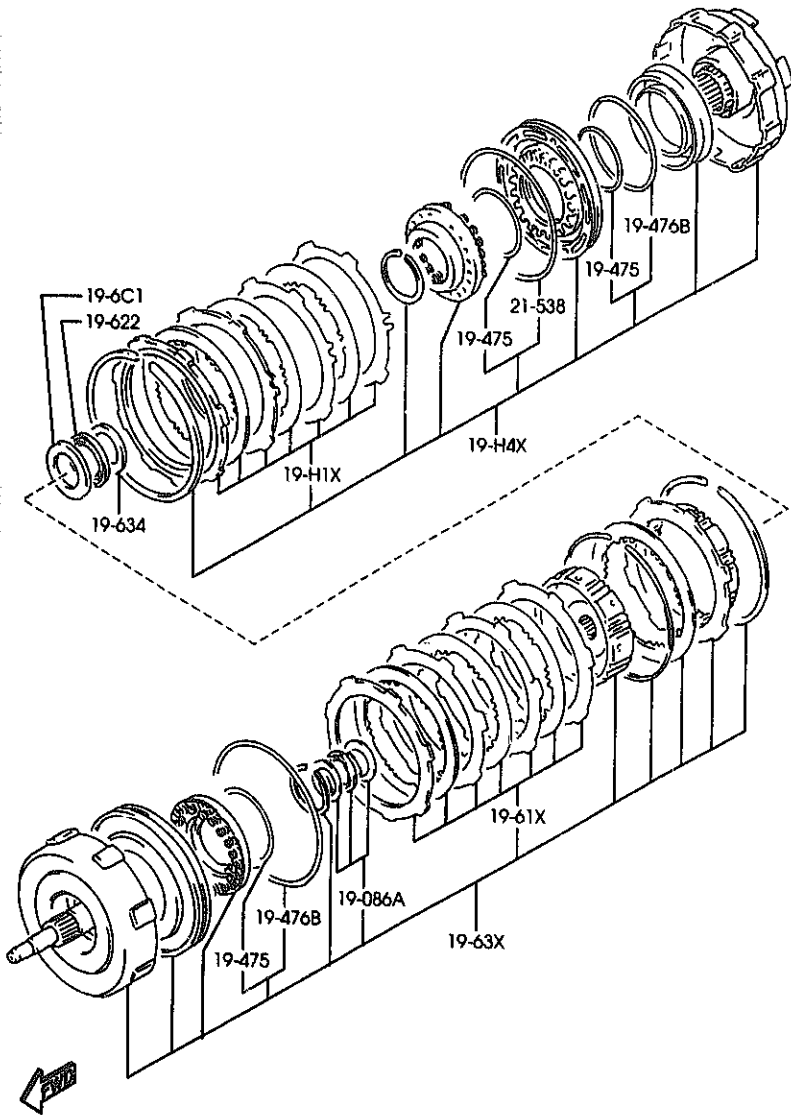
9A01 NB353H-141073

CAT. AUNA07-05

2000-01

1930A AUTOMATIC TRANSMISSION CLUTCHES & PLANETARY GEARS (2/3)

1930A -2 AUTOMATIC TRANSMISSION CLUTCHES & PLANETARY GEARS



PART NO.	QTY	MODEL/RESTRICTION	MODEL/RESTRICTION	MODEL/RESTRICTION	FROM-TO
19-563		RING, SEAL			
BT24-19-563	2				
19-6C1		RACE, BEARING			
SB01-19-6C1	1				
19-61X		CLUCH, PACK FORWARD			
SB01-19-61X	1				
19-621C		BEARING, THRUST			
SB01-19-621	1				
19-622		BEARING, NEEDLE			
BT24-19-622	1				
19-623A		BEARING, NEEDLE			
BU60-19-623	1				
19-63X		CLUTCH, FORWARD			
SB01-19-63X	1				
19-633A		RACE, THRUST BEARING			
BU61-19-633	1				
19-634		RACE, BEARING			
BT24-19-634	1				
19-634A		RACE, THRUST BEARING			
BU60-19-634	1				
19-655		RING, SEAL			
SB01-19-655	2				
21-250		SUPPORT, DRUM			
SB01-21-250	1				-9601
N (SB01-21-250A)					
SB01-21-250A	1				9601-
21-320		CASE, OVER DRIVE			
SB01-21-31X	1				

9601 NB353H-130251

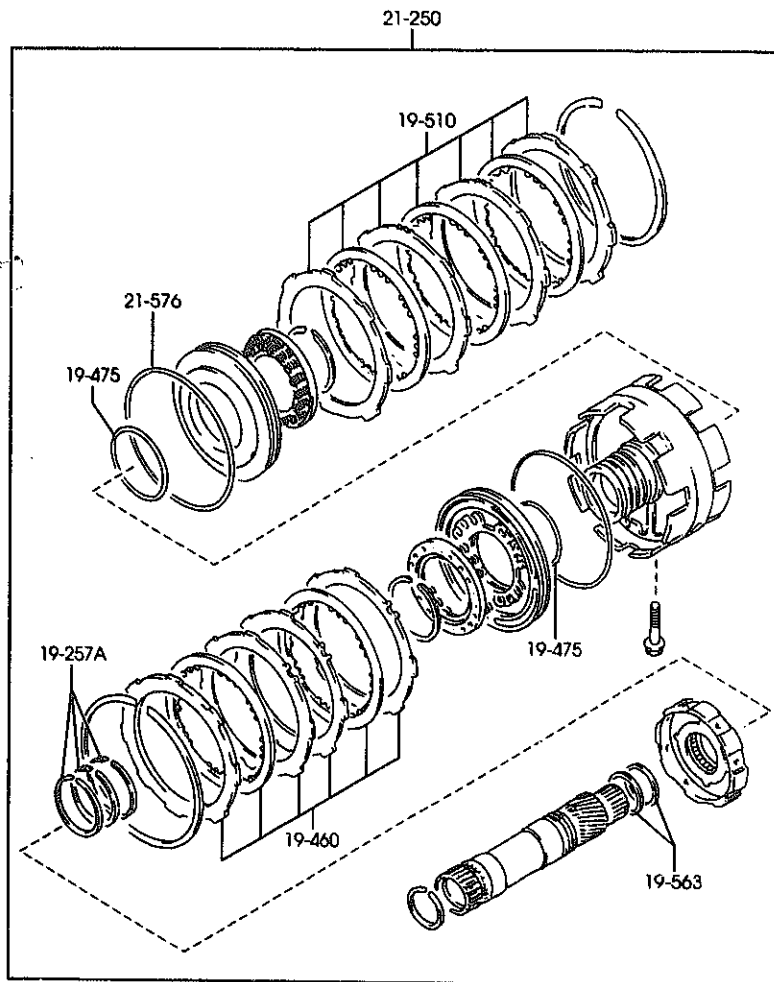
AUNA07

(1N07972)

CAT. AUNA07-05

2000-01

1930A AUTOMATIC TRANSMISSION CLUTCHES & PLANETARY GEARS (3/3)



1930A -3 * AUTOMATIC TRANSMISSION CLUTCHES & PLANETARY GEARS

PART NO.	QTY	MODEL/RESTRICTION	MODEL/RESTRICTION	MODEL/RESTRICTION	FROM-TO
21-538		RING, '0'			
BT24-21-538	1				
21-540		CARRIER, OVER DRIVE			
SB01-21-540	1				
*SB10-21-540	1				-9A01
21-576		RING, '0'			9A01-
BT24-21-576	1				

9A01 NB353H-141073



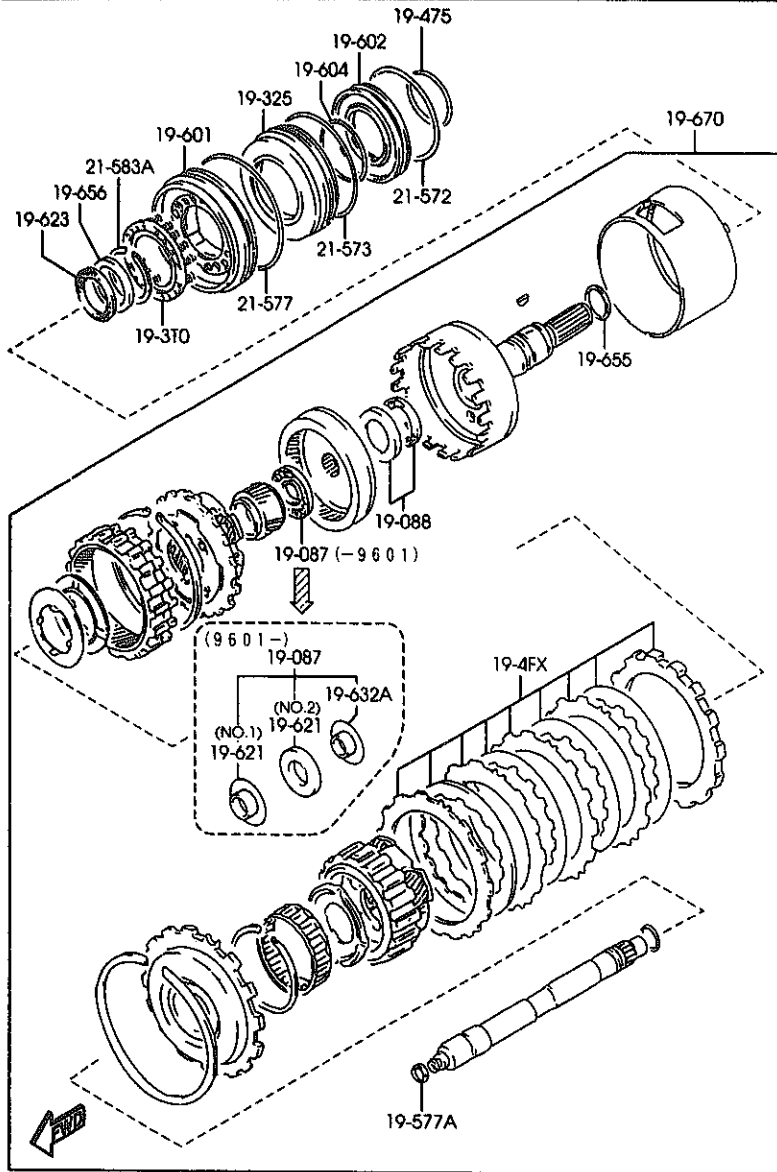
AUNA07

(1N07973)

CAT. AUNA07-05

2000-01

1940A AUTOMATIC TRANSMISSION GOVERNOR, LOW & REVERSE PISTON



1940A -1 AUTOMATIC TRANSMISSION GOVERNOR, LOW & REVERSE PISTON

PART NO.	QTY	MODEL/RESTRICTION	MODEL/RESTRICTION	MODEL/RESTRICTION	FROM-TO
19-087		BEARING			
SB01-19-087	1				-9601
SB01-19-120	1				9601-
19-088		BEARING			
SB01-19-088	1				
19-370		RETAINER & SPRING, BRAKE			
BV88-19-370	1				
19-325		SLEEVE, OIL DIST.			
BT24-19-325	1				
19-4FX		CLUTCH, PACK-LOW & REVERSE			
SB01-19-4FX	1				
19-475		SEAL, O-RING			
BT24-19-475	1				
19-577A		RING, SNAP			
BU60-19-577	1				
19-601		PISTON, LOW & REVERSE			
BT24-19-601	1				
19-602		PISTON			
BT24-19-602	1				
19-604		SEAL, O-RING			
BT24-19-604	1				
19-621		BEARING, NEEDLE			
SB02-19-621	1	(ILLUST. NO. 1)			
SB03-19-621	1	(ILLUST. NO. 2)			
19-623		BEARING, NEEDLE			
BT24-19-623	1				
19-632A		RACE, BEARING			
BT24-19-632	1				

9601 NB353X-138251

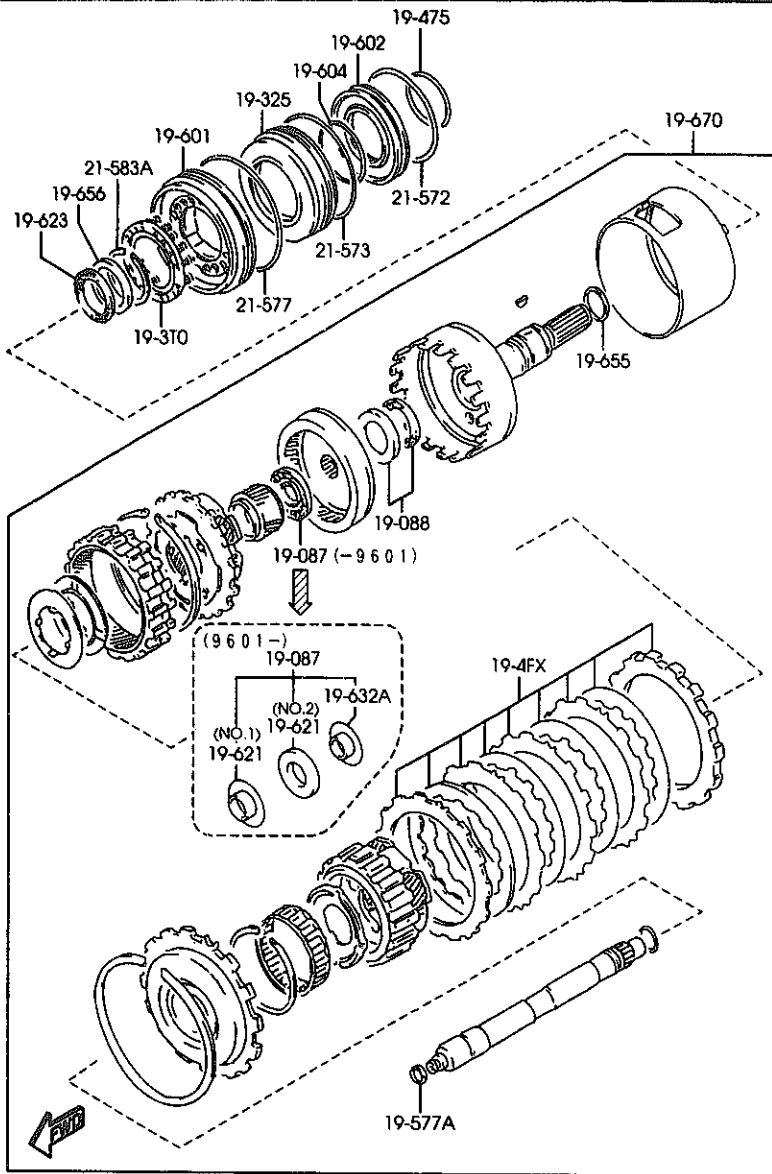
AUNA07

(1N07980)

CAT. AUNA07-05

2000-01

1940A AUTOMATIC TRANSMISSION GOVERNOR, LOW & REVERSE PISTON



1940A -2 * AUTOMATIC TRANSMISSION GOVERNOR, LOW & REVERSE PISTON

PART NO.	QTY	MODEL/RESTRICTION	MODEL/RESTRICTION	MODEL/RESTRICTION	FROM-TO
19-655		RING, SEAL			
BT24-19-655	1				
19-656		RACE, BEARING OIL DIS TR			
BT24-19-656	1				
19-670		SHAFT			
SB01-19-670	1				-9601
N (SB01-19-670A)					
SB01-19-670A	1				9601-
21-572		RING, 'O'			
BT24-21-572	1				
21-573		RING, 'O'			
BT24-21-573	1				
21-577		RING, 'O'			
BT24-21-577	1				
21-583A		RING, SNAP			
BT24-21-583	1				

9601 NB353*-138251

AUNA07

(1N07980)

CAT. AUNA07-05

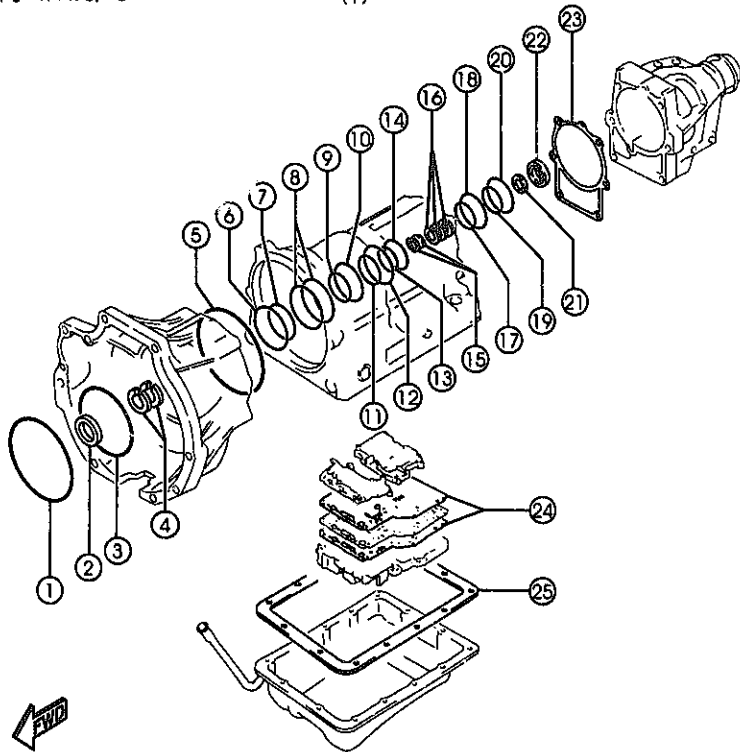
2000-01

1960A AUTOMATIC TRANSMISSION GASKET & SEAL KIT

1960A -1 * AUTOMATIC TRANSMISSION GASKET & SEAL KIT

22-900

- 1-RING, 'O' (1)
- 2-SEAL, OIL (1)
- 3-RING, 'O' (1)
- 4-RING, SEAL (2)
- 5-RING, 'O' (1)
- 6-RING, 'O' (1)
- 7-RING, 'O' (1)
- 8-RING, 'O' (2)
- 9-RING, 'O' (1)
- 10-RING, 'O' (1)
- 11-RING, 'O' (1)
- 12-RING, 'O' (1)
- 13-RING, 'O' (1)
- 14-RING, 'O' (1)
- 15-RING, SEAL (2)
- 16-RING, SEAL (3)
- 17-RING, 'O' (1)
- 18-RING, 'O' (1)
- 19-RING, 'O' (1)
- 20-RING, 'O' (1)
- 21-RING, SEAL (1)
- 22-RING, SEAL (1)
- 23-GASKET, OIL PAN (1)
- 24-GASKET (2)
- 25-GASKET, OIL PAN (1)



AUNA07

(1N05600)

PART NO.	QTY	MODEL/RESTRICTION	MODEL/RESTRICTION	MODEL/RESTRICTION	FROM-TO
22-900		GASKET & SEAL KIT			
SB01-22-900	1				

CAT. AUNA07-05

2000-01